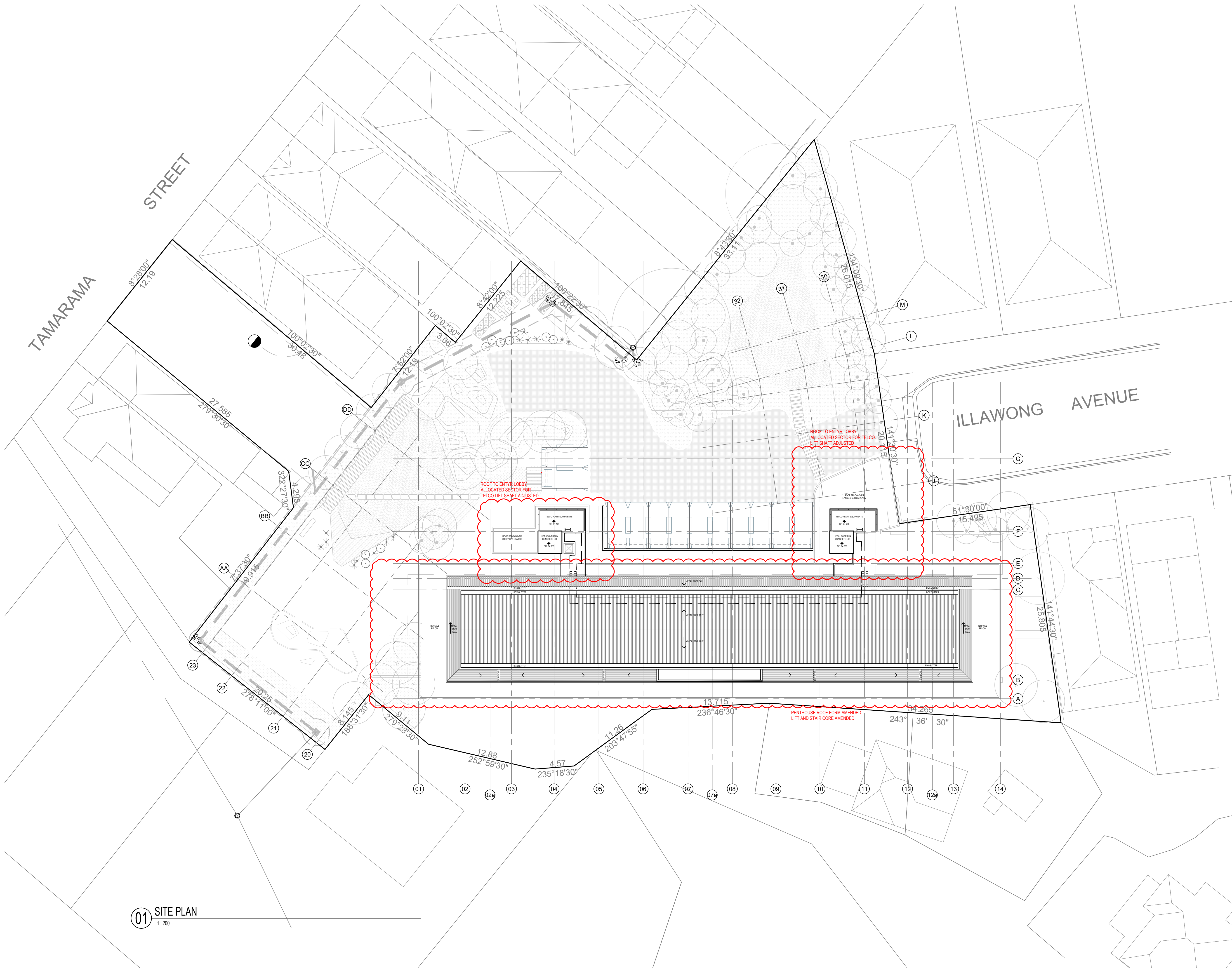


Amendments		
Issue	Description	Date
A	S96 ISSUE	13/01/2017
B	S4.55 DESIGN AMDT 2 ISSUE	09/10/2019
C	ISSUED S4.55 TO CLIENT FOR SUBMISSION	17/12/2019
D	UPDATE RENTHOUSE, LIFT AND STAIR CORES ROOF PROFILE	08/04/2020
E	ISSUED REVISED S4.55 TO SPMA FOR SUBMISSION	17/04/2020
F	RE-ISSUED S4.55 TO SPMA FOR SUBMISSION	17/04/2020



**Services Engineers**

---

**FLOTH Sustainable Building Consultants**

Level 1, Tower 1,  
495 Victoria Avenue,  
Chateauford NSW 2067  
(02)9419 4100

---

**Civil & Structural Consulting Engineers**

---

**James Taylor and Associates**

Suite 301  
115 Military Road  
Neutral Bay NSW 2089  
(02)9868 1389

---

**Project Manager**

---

**Midson Group**

suite 7  
33 Alexandra Street  
Hunters Hill NSW 2110  
(02)9868 6923

---

**Client**

---

**SP 1731**

Glennview Court  
29 Illawong Avenue,  
Tamarama NSW2026

**GROUP USA**

Group GSA Pty Ltd ABN 76 002 113 779  
Level 7, 80 William St East Sydney NSW  
Australia 2011 [www.groupgsa.com](http://www.groupgsa.com)

T +612 9361 4144 F +612 9332 3458  
architecture interior design urban design landscape  
nom architect M. Sheldon 3990

Project Title

20 ILLAWONG AVENUE  
TAMARAMA NSW 2026  
ALTERATIONS &  
ADDITIONS

Drawing Title

---

SITE ANALYSIS

Scale 1:200 @A1

Drawing created (date) 05/09/2016

By \_\_\_\_\_ PL \_\_\_\_\_

Plotted and checked by \_\_\_\_\_ DF \_\_\_\_\_

---

Verified
AH

Approved	DE
----------	----

Resident No. \_\_\_\_\_

160455

100499

Drawing No	Issue
1-1-100-1-1000	1

A1100-DA005 F

File	Plot Date
SEFILE	DATES

01 JUL 00 0000Z

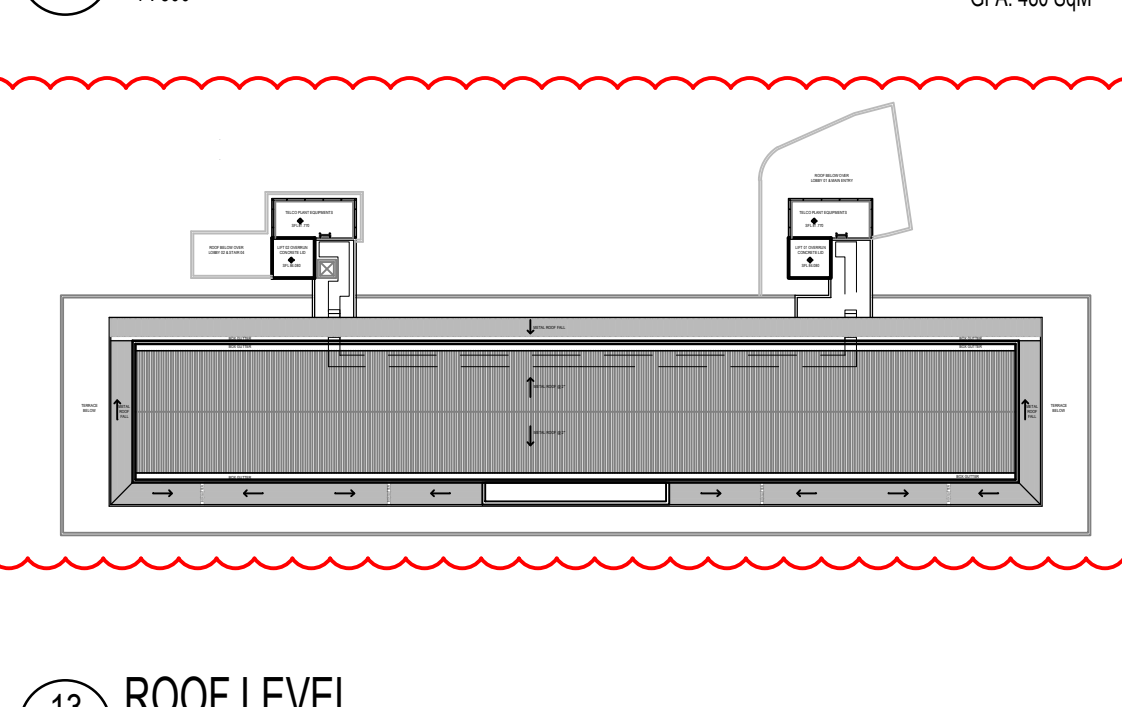
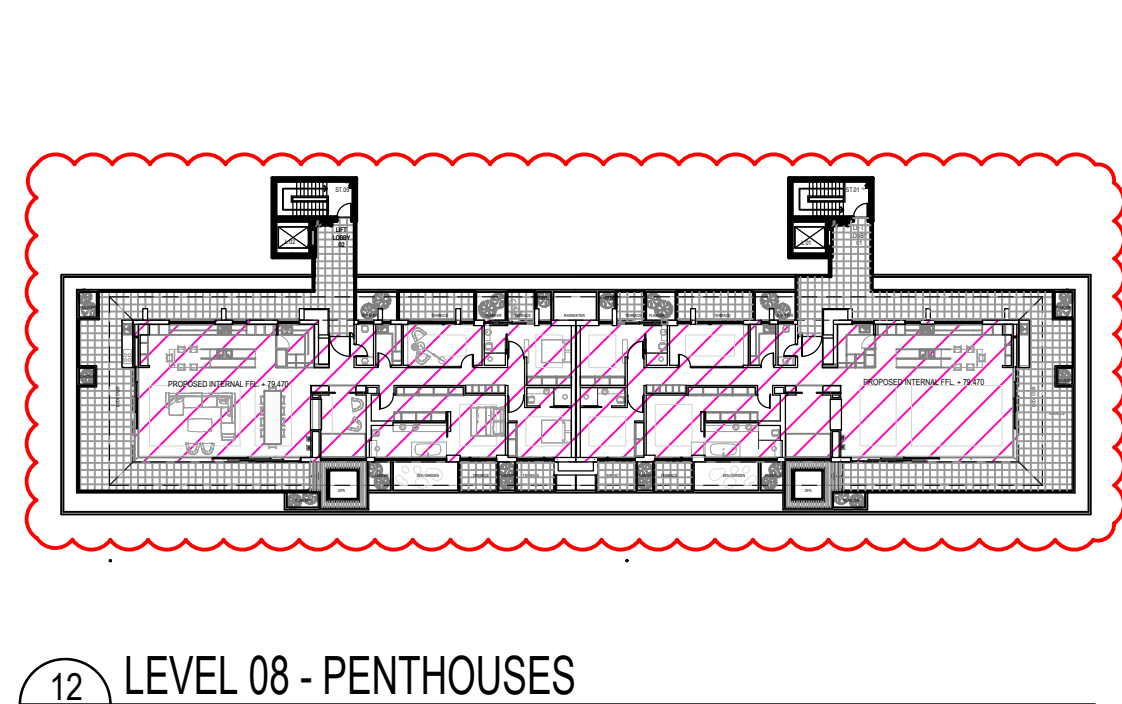
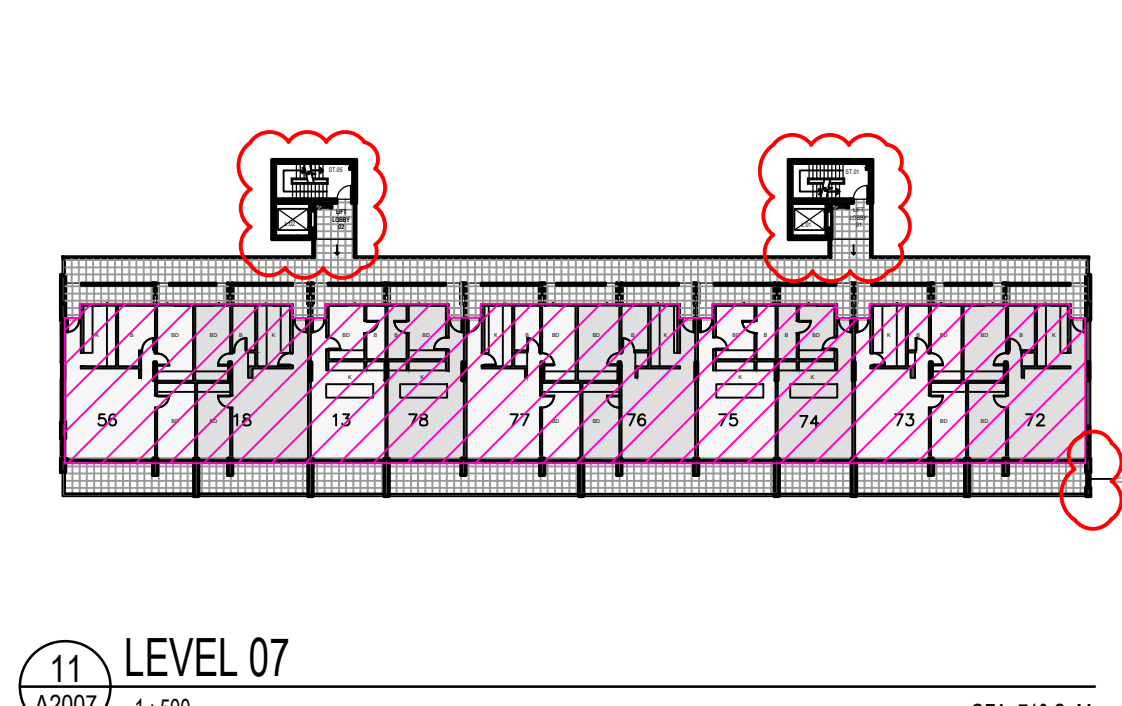
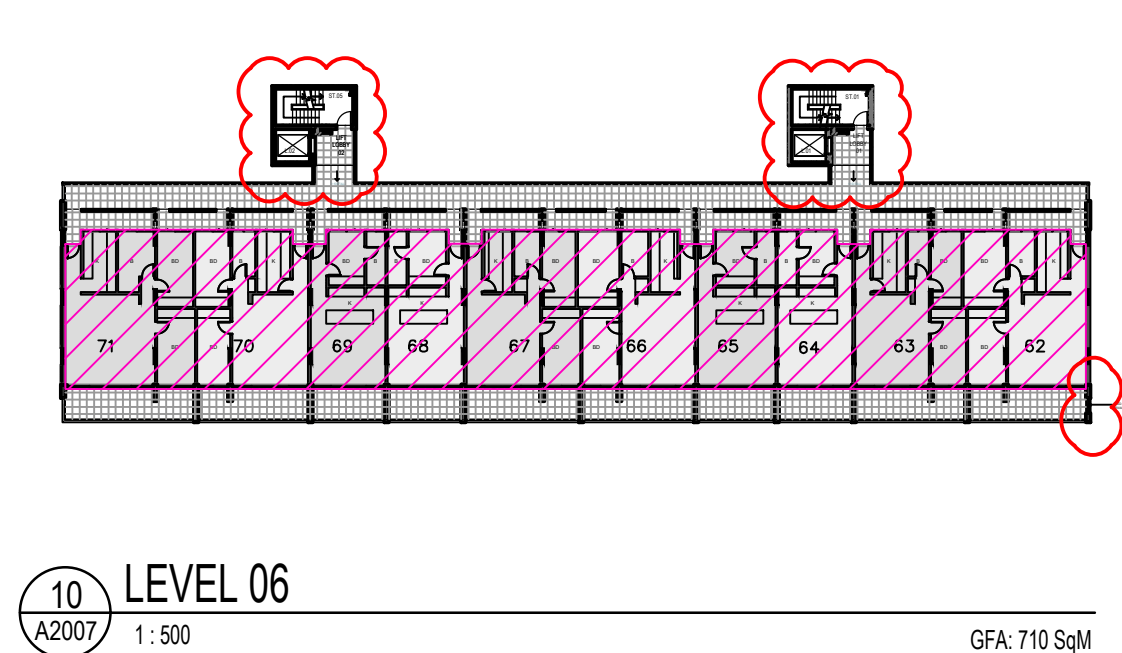
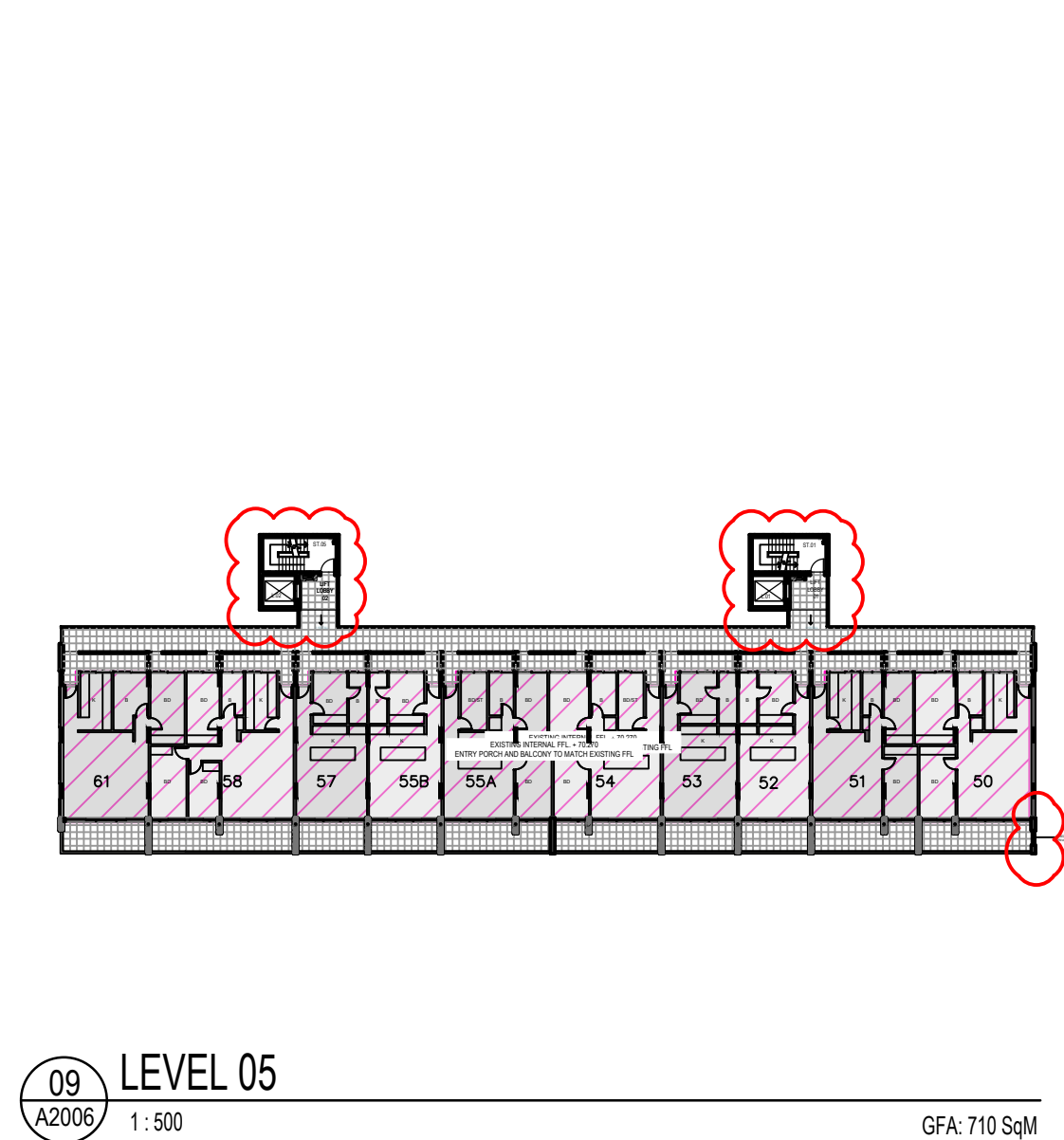
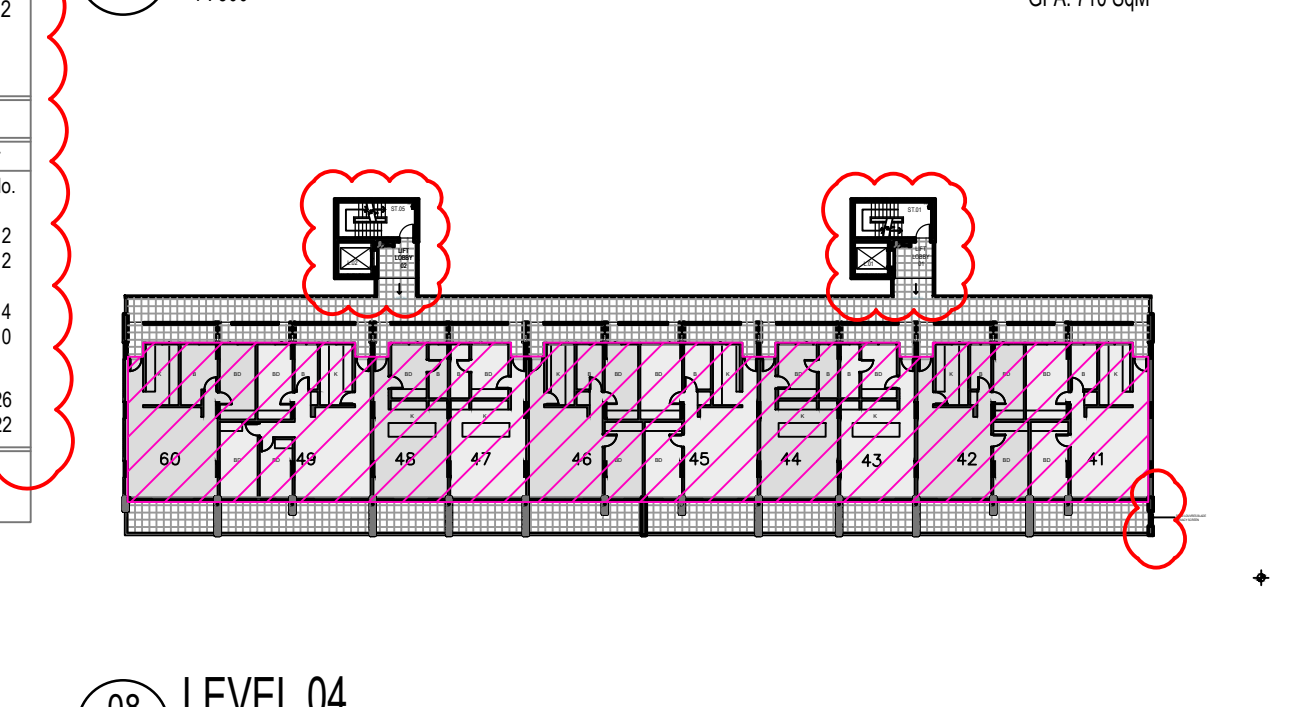
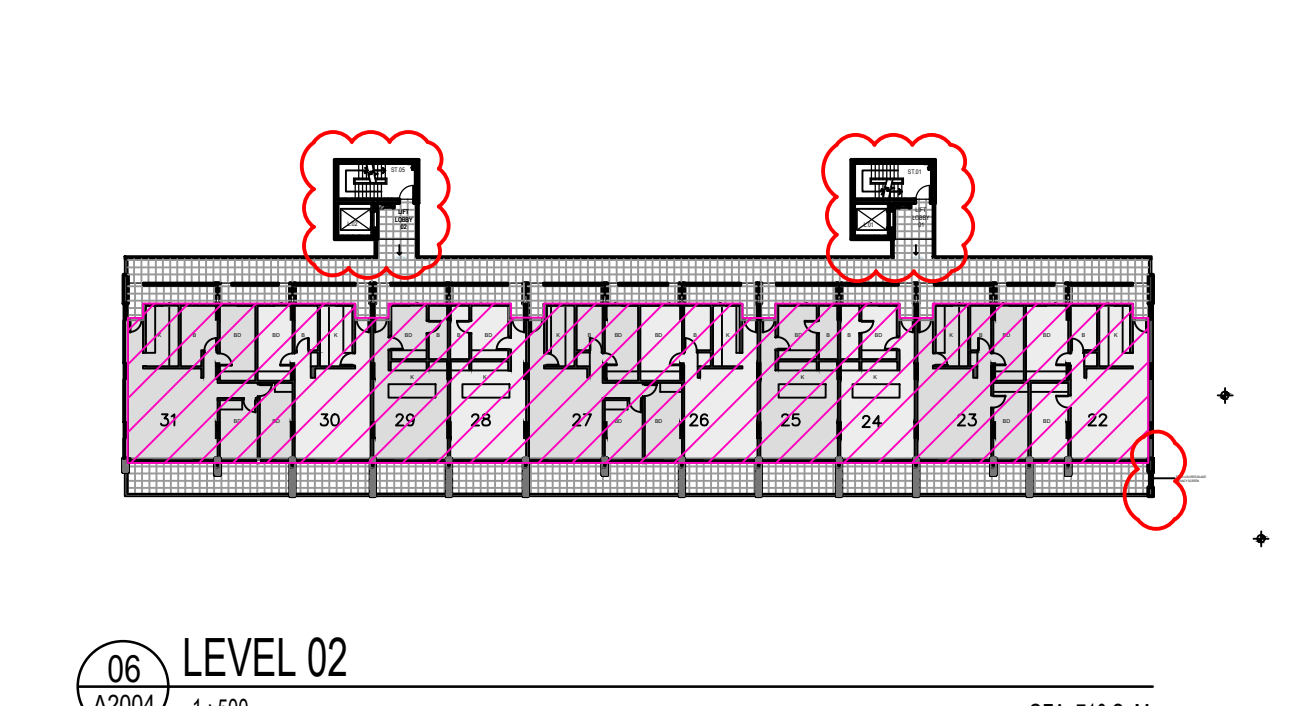
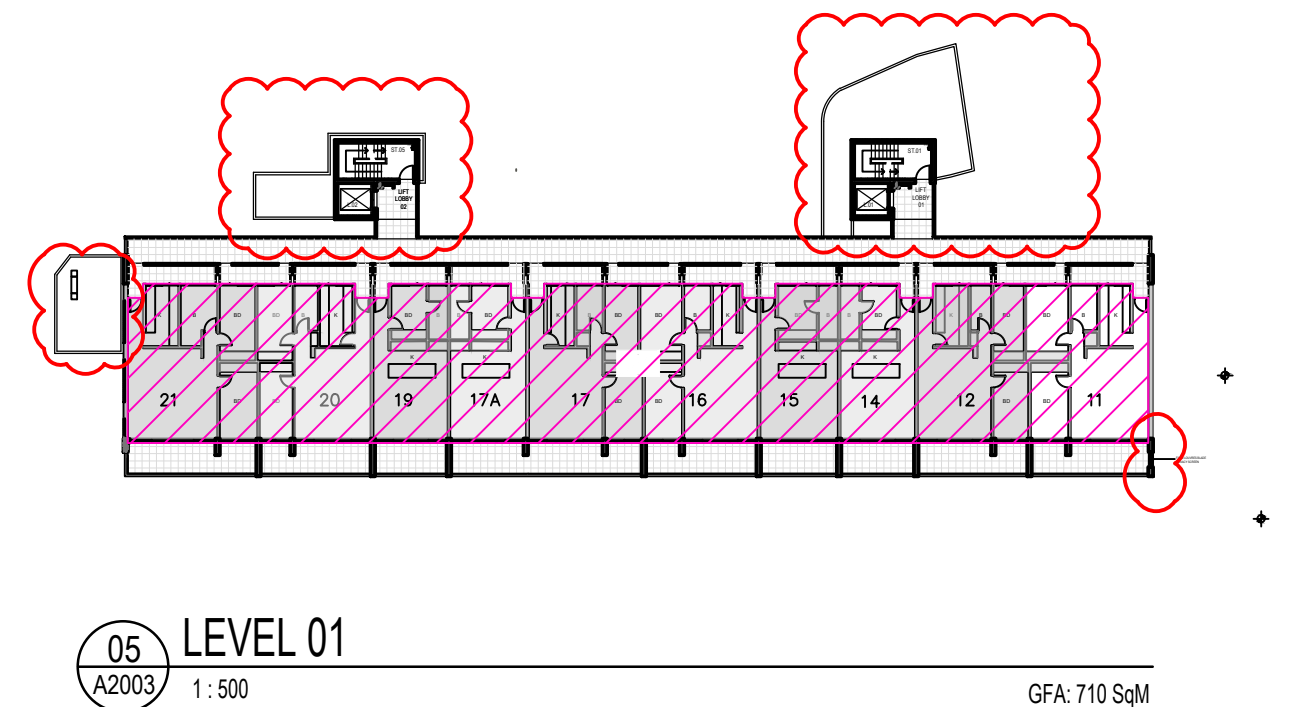
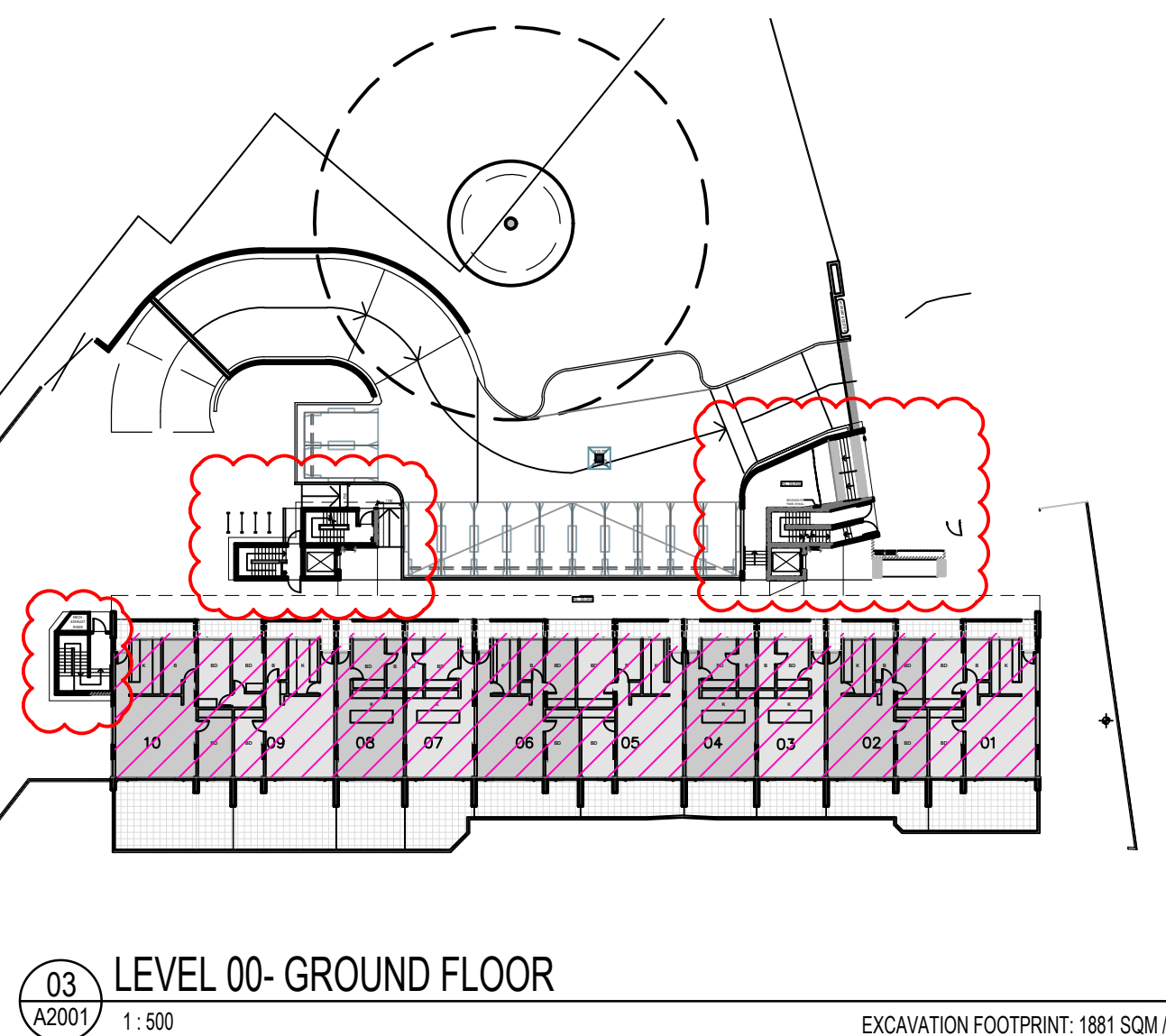
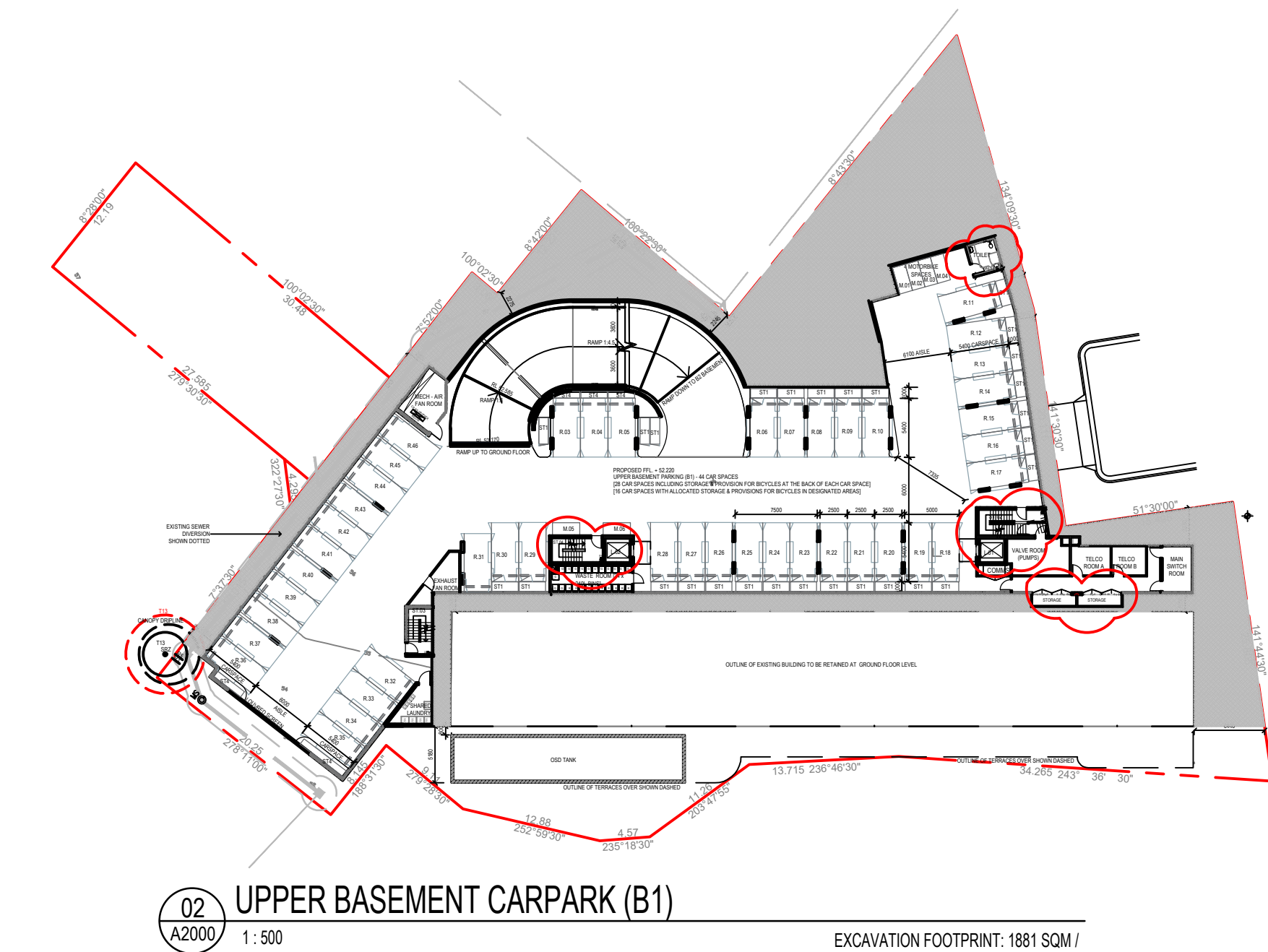
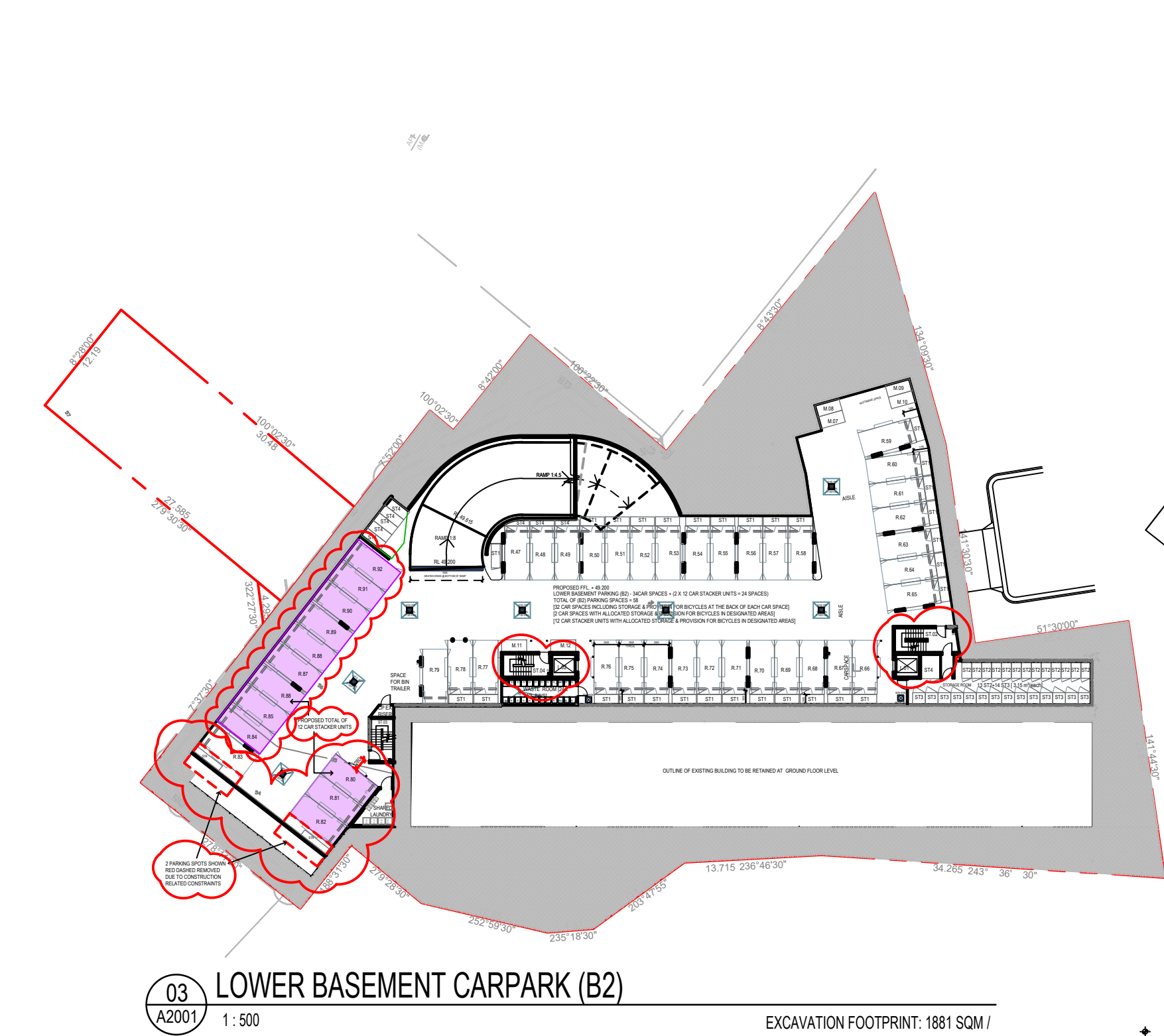
This drawing is the copyright of Group GSA Pty Ltd and may not be altered, reproduced or transmitted in any

form or by any means in part or in whole without the written permission of Group GSA Pty Ltd.

All levels and dimensions are to be checked and verified on site prior to the commencement of any work, making of shop drawings or fabrication of components.

Do not scale drawings. Use figured Dimensions.





PROJECT SUMMARY			
ITEM:	EXISTING:	PROPOSED:	
SITE AREA (A)	4353m² (A)	-	
SITE AREA (SUBDIVISION) (B)	N/A	3980.4m² (B)	
- LOT 1	N/A	368.2m²	
- LOT 2	N/A	4.4m²	
GROSS FLOOR AREA (GFA) TOTAL:	5755m² (C)	6200m² (D)	
BUILDING A	5680m²	5680m²	
LAUNDRY (DMLSHD)	75m²	N/A	
PENTHOUSE (A2)	N/A	480m²	
BASEMENT PARKING LEVELS	N/A	40m²	
FLOOR SPACE RATIO (FSR):			
EXISTING: ["C"/"A"]	1.32 : 1	-	
PROPOSED: ["D"/"A"]	-	1.42 : 1	
PROPOSED: ["D"/"B"]	-	1.56 : 1	

PARKING SPACES	
ON-GRADE PARKING:	
10 VISITOR CARSPACES	
(ON GRADE)	
10 TOTAL VISITOR CARSPACES	
2 TOTAL RESIDENTIAL CARSPACES	
UPPER BASEMENT PARKING (B1):	
25 STANDARD RESIDENTIAL CARSPACES	
+ STORAGE & BICYCLE CAGE	
19 STANDARD RESIDENTIAL CARSPACES	
44 TOTAL RESIDENTIAL CARSPACES	
06 MOTORCYCLE SPACES	
LOWER BASEMENT PARKING (B2):	
29 STANDARD RESIDENTIAL CARSPACES	
+ STORAGE & BICYCLE CAGE	
5 STANDARD RESIDENTIAL CARSPACES	
12 CAR STACKER UNITS - 24 RESIDENTIAL CARSPACES	
58 TOTAL RESIDENTIAL CARSPACES	
06 MOTORCYCLE SPACES	
104 TOTAL RESIDENT CARSPACES	
10 TOTAL VISITOR CARSPACES	
12 TOTAL MOTORCYCLE SPACES	

BICYCLE PARKING & STORAGE	
BICYCLE PARKING - CLASS 3:	
10M GRADE - CORE 02	
BICYCLE PARKING - CLASS 1:	
58 CAGES - ST1	
PROVISION BEHIND CARSPACE	
13 LOCKERS - ST2	
14 LOCKERS - ST3	
85 TOTAL BICYCLE LOCKERS	
STORAGE ALLOCATION	
LOCATION WITHIN BASEMENT	No. m²/unit
EXISTING UNITS	80 5.00 (min)
PROPOSED UNITS	2 10.00
NOTE: STORAGE WILL BE PROVIDED TO UNITS THROUGH STORAGE TYPES NOMINATED. THIS ALLOCATION OF VOLUME WILL FACILITATE STORAGE FOR A BICYCLE - CLASS 1.	

STORAGE TYPES		
TYPES	No.	m²/st
ST1 - 240Lx1000Wx2100H	58	5.00
ST2 - 1500Lx1000Wx2100H	13	3.15
ST3 - 1270Lx1170Wx2100H	14	3.12
ST4 - BIKE LOCKER		
ST4 - VARIOUS UP TO 3m³	16	
WASTE STORAGE		
WASTE ALLOCATION WITHIN BASEMENT	No.	
LOCATION - BIN TYPE		
LVL 1 BASEMENT		
MGB's - GARBAGE	12	
MGB's - RECYCLING	12	
LVL 2 BASEMENT		
MGB's - GARBAGE	14	
MGB's - RECYCLING	10	
TOTAL	26	
	22	

Amendments		
Issue	Description	Date
A	S96 ISSUE	13/01/2017
B	S4.55 DESIGN AMDT 1 ISSUE	06/03/2019
C	S4.55 DESIGN AMDT 1 REV 2	29/08/2019
D	S4.55 DESIGN AMDT 2 ISSUE	30/09/2019
E	ISSUED S4.55 TO CLIENT FOR SUBMISSION	17/12/2019
F	UPDATE BASEMENT PARKING, LIFT AND STAIR CORE SIZE, TOILET AND STORAGE CUPD ADDED, UPDATE PENTHOUSE ROOF FORM	08/04/2020
G	ISSUED REVISED S4.55 TO SPMA FOR SUBMISSION	17/04/2020
H	RE-ISSUED S4.55 TO SPMA FOR SUBMISSION	17/04/2020

Services Engineers  
FLOTH Sustainable Building Consultants  
Level 1, Tower 1,  
495 Victoria Avenue  
Chatswood NSW 2067  
(02)9419 4100  
Civil & Structural Consulting Engineers  
James Taylor and Associates  
Suite 301  
115 Military Road  
Neutral Bay NSW 2089  
(02)9868 1989  
Project Manager  
Midson Group  
Suite 7  
33 Alexandra Street  
Hunters Hill NSW 2110  
(02)9868 6923  
Client  
SP 1731  
Glenview Court,  
20 Illawong Avenue,  
Tamarama NSW 2026

GROUP GSA  
Group GSA Pty Ltd ABN 76 002 113 779  
Level 7, 80 William St East Sydney NSW  
Australia 2011 www.groupgsa.com  
T +612 9361 4144 F +612 9332 3458  
architecture interior design urban design landscape  
nom architect M. Sheldon 3990

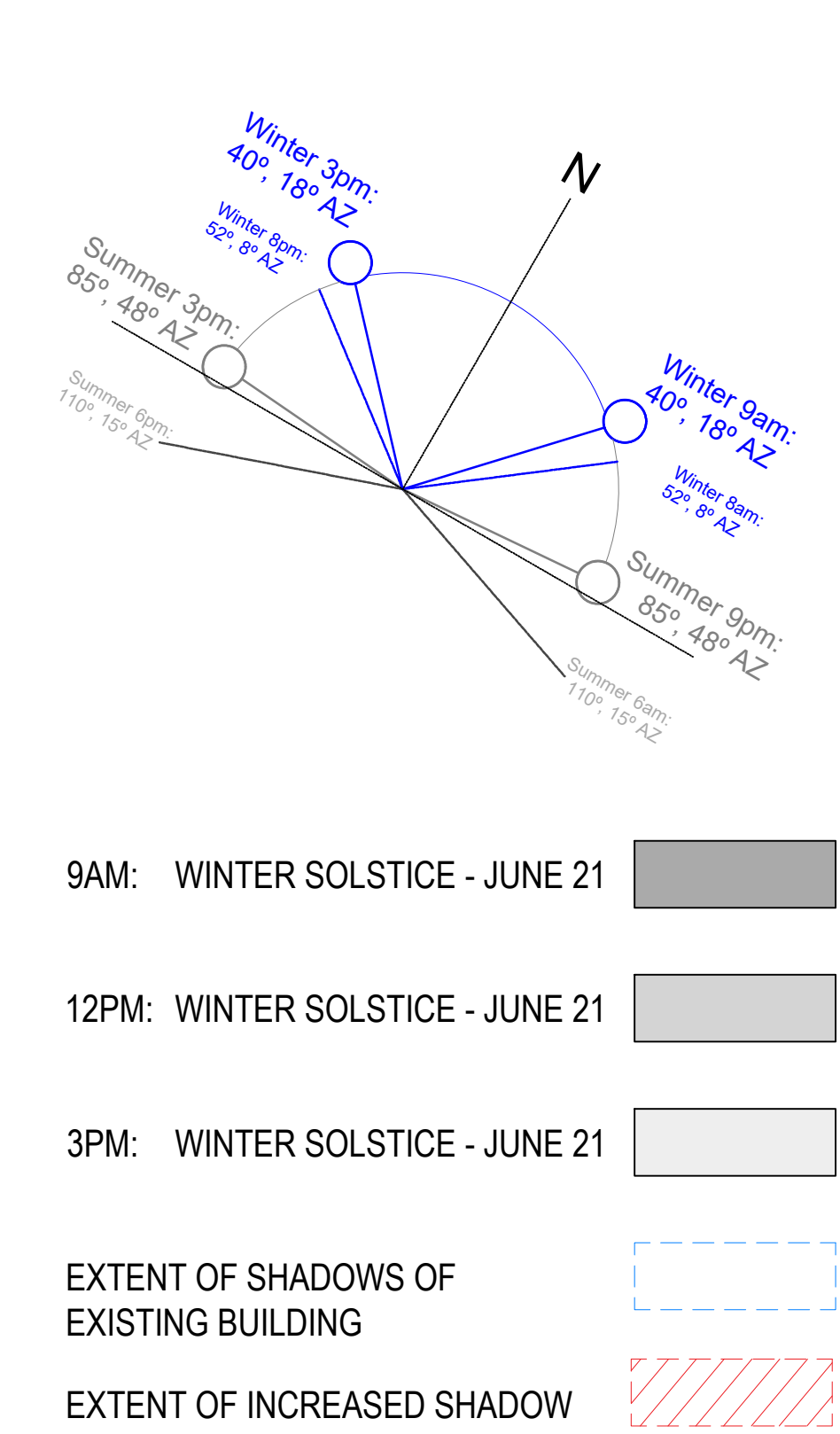
Project Title  
20 ILLAWONG AVENUE  
TAMARAMA NSW 2026  
ALTERATIONS &  
ADDITIONS

Drawing Title  
PROJECT SUMMARY

Scale 1:500 @A1  
Drawing created (date) 05/09/2016  
By PL  
Plotted and checked by DF  
Verified AH  
Approved DF  
Project No 160455  
Drawing No Issue  
A1101 [DA004] H  
File Plot Date  
FILES SDATES

This drawing is the copyright of Group GSA Pty Ltd and may not be altered, reproduced or transmitted in any form or by any means in part or in whole without the written permission of Group GSA Pty Ltd. All levels and dimensions are to be checked and verified on site prior to the commencement of any work, making of shop drawings or fabrication of components. Do not scale drawings. Use figured Dimensions.





- 9AM: WINTER SOLSTICE - JUNE 21
- 12PM: WINTER SOLSTICE - JUNE 21
- 3PM: WINTER SOLSTICE - JUNE 21
- EXTENT OF SHADOWS OF EXISTING BUILDING
- EXTENT OF INCREASED SHADOW



Amendments		
Issue	Description	Date
A	S96 ISSUE	13/01/2017
B	S4.55 DESIGN AMDT 2 ISSUE	09/10/2019
C	ISSUED S4.55 TO CLIENT FOR SUBMISSION	17/12/2019
D	UPDATE PENTHOUSE ROOF FORM	08/04/2020
E	ISSUED REVISED S4.55 TO SPMA FOR SUBMISSION	17/04/2020
F	RE-ISSUED S4.55 TO SPMA FOR SUBMISSION	17/04/2020

Services Engineers  
FLOTH Sustainable Building Consultants  
Level 1, Tower 1,  
495 Victoria Avenue  
Chatswood NSW 2067  
(02)9419 4100  
Civil & Structural Consulting Engineers  
James Taylor and Associates  
Suite 301  
115 Military Road  
Neutral Bay NSW 2089  
(02)9868 1999  
Project Manager  
Midson Group  
suite 7  
33 Alexandra Street  
Hunters Hill NSW 2110  
(02)9868 6923  
Client  
SP 1731  
Glenview Court,  
20 Illawong Avenue,  
Tamarama NSW2026

GROUP GSA  
Group GSA Pty Ltd ABN 76 002 113 779  
Level 7, 80 William St East Sydney NSW  
Australia 2011 www.groupgsa.com  
T +612 9361 4144 F +612 9332 3458  
architecture interior design urban design landscape  
nom architect M. Sheldon 3890

Project Title  
20 ILLAWONG AVENUE  
TAMARAMA NSW 2026  
ALTERATIONS &  
ADDITIONS

Drawing Title  
SHADOW DIAGRAMS  
EXTENT OF NEW WORKS  
TO EXISTING BUILDING

Scale 1:500 @A1

Drawing created (date) 05/09/2016

By PL

Plotted and checked by DF

Verified AH

Approved DF

Project No  
160455

Drawing No Issue  
A1104 - DA116 F

File Plot Date  
SFILES SDATES

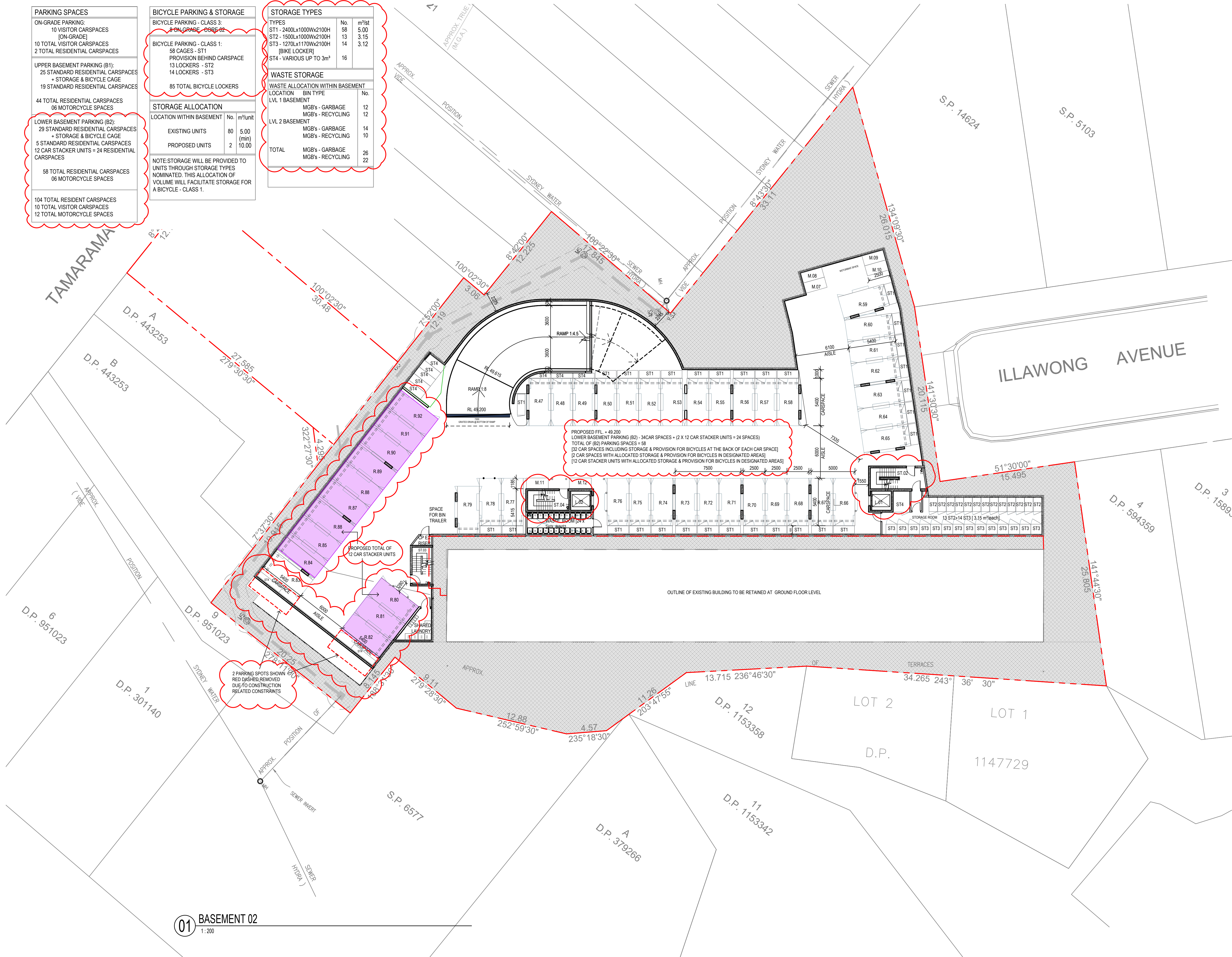
This drawing is the copyright of Group GSA Pty Ltd and may not be altered, reproduced or transmitted in any form or by any means in part or in whole without the written permission of Group GSA Pty Ltd.  
All levels and dimensions are to be checked and verified on site prior to the commencement of any work, making of shop drawings or fabrication of components.  
Do not scale drawings. Use figured Dimensions.



PARKING SPACES
ON-GRADE PARKING: 10 VISITOR CARSPACES [ON-GRADE] 10 TOTAL VISITOR CARSPACES 2 TOTAL RESIDENTIAL CARSPACES
UPPER BASEMENT PARKING (B1): 25 STANDARD RESIDENTIAL CARSPACES + STORAGE & BICYCLE CAGE 19 STANDARD RESIDENTIAL CARSPACES
44 TOTAL RESIDENTIAL CARSPACES 06 MOTORCYCLE SPACES
LOWER BASEMENT PARKING (B2): 29 STANDARD RESIDENTIAL CARSPACES + STORAGE & BICYCLE CAGE 5 STANDARD RESIDENTIAL CARSPACES 12 CAR STACKER UNITS = 24 RESIDENTIAL CARSPACES
58 TOTAL RESIDENTIAL CARSPACES 06 MOTORCYCLE SPACES
104 TOTAL RESIDENT CARSPACES 10 TOTAL VISITOR CARSPACES 12 TOTAL MOTORCYCLE SPACES

BICYCLE PARKING & STORAGE
BICYCLE PARKING - CLASS 3: ON-GRADE - CORE 02
BICYCLE PARKING - CLASS 1: 58 CAGES - ST1 PROVISION BEHIND CARSPACE 13 LOCKERS - ST2 14 LOCKERS - ST3
85 TOTAL BICYCLE LOCKERS
STORAGE ALLOCATION
LOCATION WITHIN BASEMENT
EXISTING UNITS
PROPOSED UNITS
NOTE-STORAGE WILL BE PROVIDED TO UNITS THROUGH STORAGE TYPES NOMINATED. THIS ALLOCATION OF VOLUME WILL FACILITATE STORAGE FOR A BICYCLE - CLASS 1.

STORAGE TYPES
TYPES
ST1 - 2400Lx1000Wx2100H
ST2 - 1500Lx1000Wx2100H
ST3 - 1270Lx1170Wx2100H
[BIKE LOCKER]
ST4 - VARIOUS UP TO 3m³
WASTE STORAGE
WASTE ALLOCATION WITHIN BASEMENT
LOCATION BIN TYPE
LVL 1 BASEMENT
LVL 2 BASEMENT
TOTAL



Amendments		
Issue	Description	Date
A	S96 ISSUE	13/01/2017
B	S4.55 DESIGN AMDT 1 ISSUE	06/03/2019
C	FOR INFORMATION	07/08/2019
D	S4.55 DESIGN AMDT 1 REV 2	29/08/2019
E	ISSUED S4.55 TO CLIENT FOR SUBMISSION	17/12/2019
F	UPDATE BASEMENT PARKING AND WALL ADJUSTED	08/04/2020
G	ISSUED REVISED S4.55 TO SPMA FOR SUBMISSION	17/04/2020

GENERAL NOTES
GENERAL ITEMS
THESE DRAWINGS ARE NOT FOR CONSTRUCTION UNLESS OTHERWISE INDICATED
DO NOT SCALE OFF THESE DRAWINGS. WRITTEN DIMENSION TO TAKE PRECEDENCE OVER SCALED DIMENSIONS. BUILDER TO CHECK AND VERIFY ALL DIMENSIONS ON SITE PRIOR TO CONSTRUCTION. CONTACT ARCHITECT IF DISCREPANCIES OCCUR BETWEEN ARCHITECTURAL AND CONSULTANTS DOCUMENTS.
THIS DRAWING TO BE READ IN CONJUNCTION WITH THE FINISHES & FIXTURES, FITTINGS AND EQUIPMENT SCHEDULE.
THIS DRAWING TO BE READ IN CONJUNCTION WITH MECHANICAL, HYDRAULIC AND ELECTRICAL DESIGN DOCUMENTATION PROVIDED BY THE PROJECT ENGINEERS.
FINAL COORDINATION TO OCCUR WITH SERVICES SUB-CONTRACTORS PRIOR TO COMMENCEMENT OF WORKS.
BASEMENT SETOUT DIMENSIONS ALLOW FOR A 20MM OFFSET FROM THE OUTSIDE FACE OF STRUCTURE.
ROCK EXCAVATION SHALL BE CARRIED OUT STRICTLY IN ACCORDANCE WITH THE GEOTECHNICAL ENGINEERS REPORT, DOUGLAS PARTNERS DATED NOVEMBER 2018.
ALLOW FOR TEMPORARY SHORING FOR TOP LAYERS OTHER THAN ROCK. REFER TO GEOTECHNICAL ENGINEERS REPORT, DOUGLAS PARTNERS DATED NOVEMBER 2018.

Services Engineers
FLOTH Sustainable Building Consultants
Level 1, Tower 1, 495 Victoria Avenue Chatswood NSW 2067 (02)9419 4100
Civil & Structural Consulting Engineers
James Taylor and Associates
Suite 301 115 Military Road Neutral Bay NSW 2089 (02)9868 1999
Project Manager
Midson Group
suite 7 33 Alexandra Street Hunters Hill NSW 2110 (02)9868 6923
Client
SP 1731
Glenview Court, 20 Illawong Avenue, Tamarama NSW 2026

GROUP GSA
Group GSA Pty Ltd ABN 76 002 113 779 Level 7, 80 William St East Sydney NSW Australia 2011 www.groupgsa.com
T +612 9361 4144 F +612 9332 3458
architecture interior design urban design landscape nom architect M. Sheldon 3990
Project Title
20 ILLAWONG AVENUE TAMARAMA NSW 2026 ALTERATIONS & ADDITIONS

Drawing Title
LOWER BASEMENT PARKING (B2)
Scale
1:200 @A1
Drawing created (date)
05/09/2016
By
PL
Plotted and checked by
DF
Verified
AH
Approved
DF

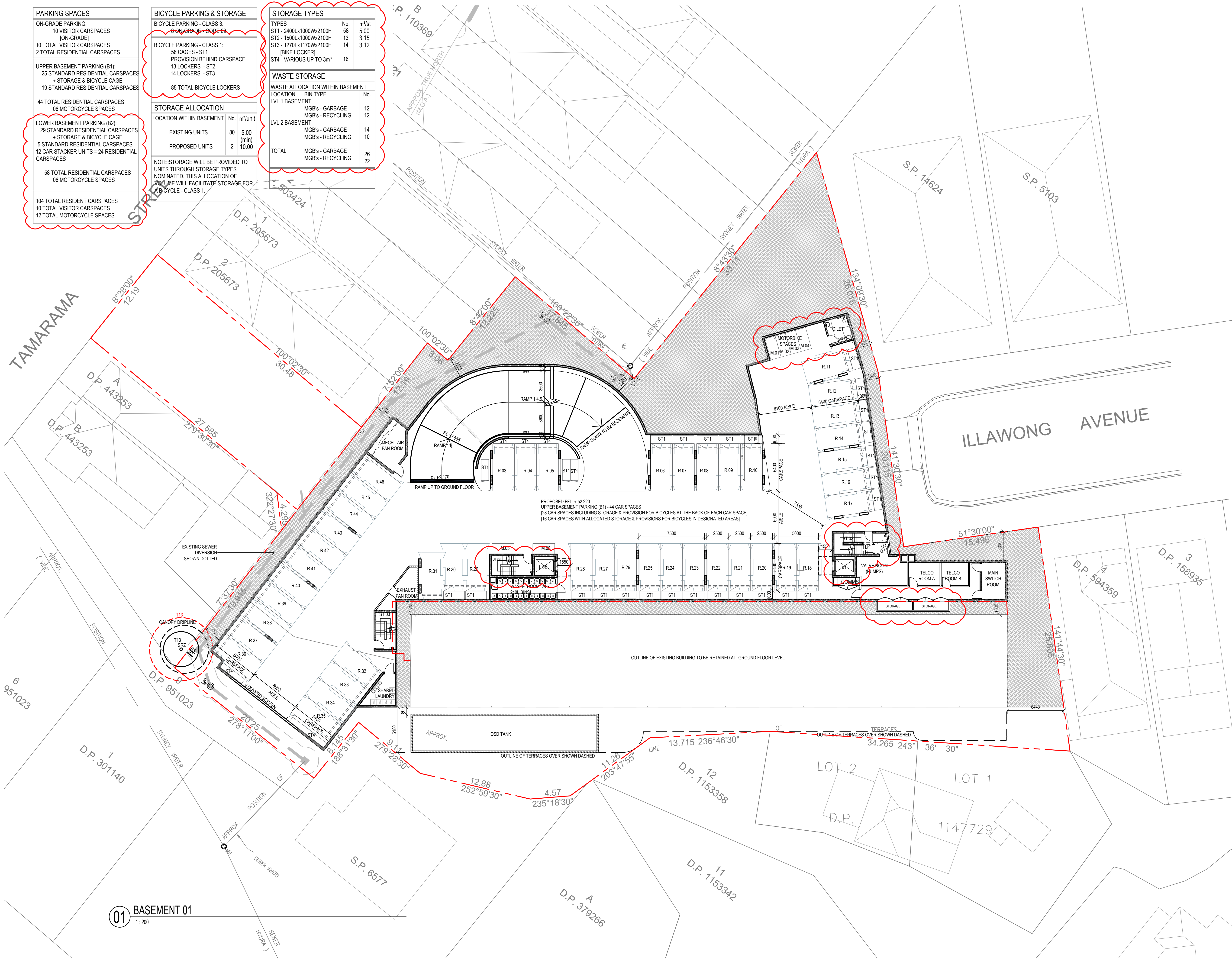
Project No
160455
Drawing No
Issue
A2000 [DA102]
File
Plot Date
SFILES
SDATES

This drawing is the copyright of Group GSA Pty Ltd and may not be altered, reproduced or transmitted in any form or by any means in part or in whole without the written permission of Group GSA Pty Ltd. All levels and dimensions are to be checked and verified on site prior to the commencement of any work, making of shop drawings or fabrication of components. Do not scale drawings. Use figured Dimensions.



ALLOW FOR TEMPORARY SHORING FOR TOP LAYERS  
OTHER THAN ROCK. REFER TO GEOTECHNICAL ENGINEERS

This drawing is the copyright of Group GSA Pty Ltd and may not be altered, reproduced or transmitted in any form or by any means in part or in whole without the written permission of Group GSA Pty Ltd.  
All levels and dimensions are to be checked and verified on site prior to the commencement of any work, making of shop drawings or fabrication of components.  
Do not scale drawings. Use figured Dimensions.

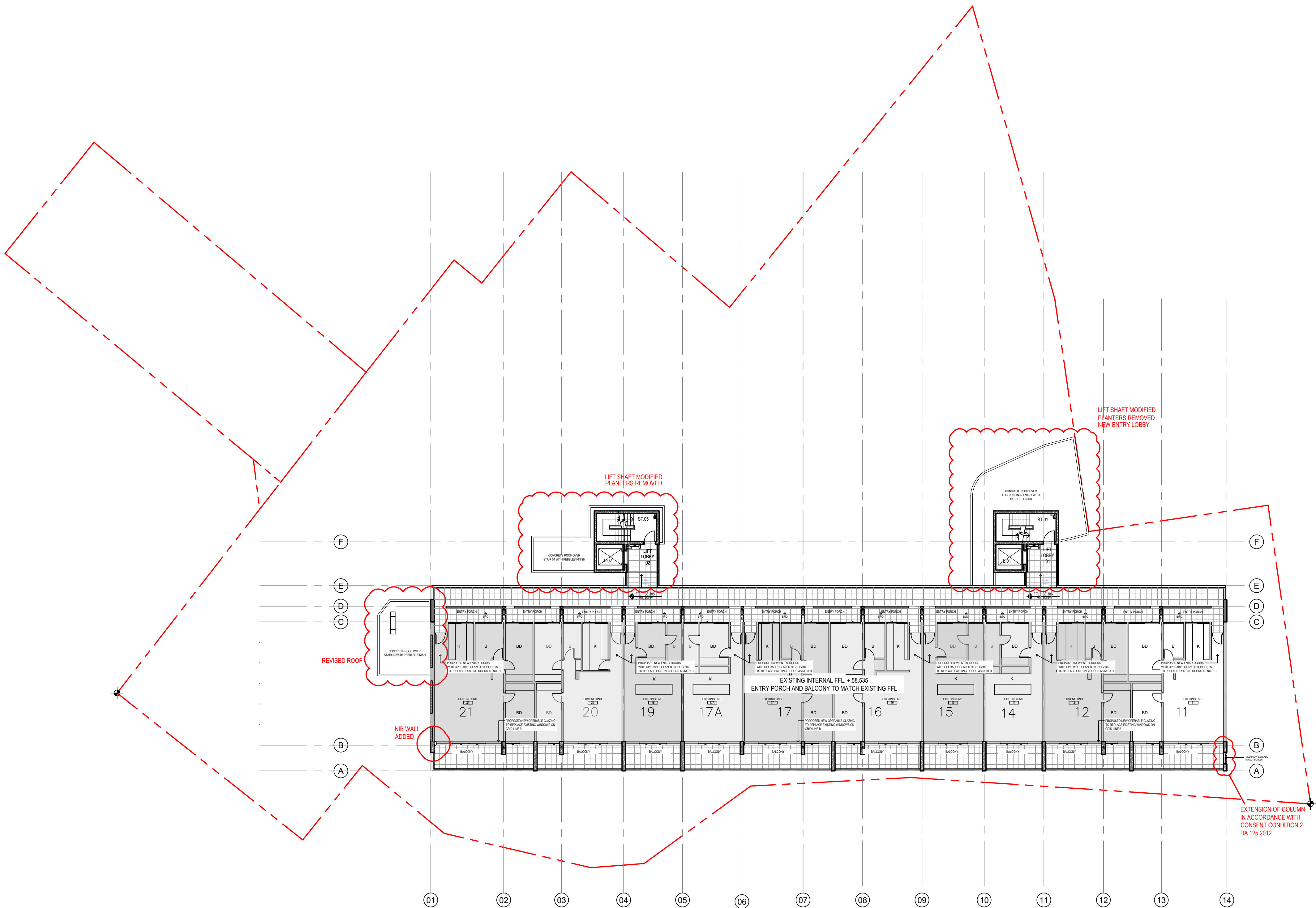




Do not scale drawings. Use figured dimensions.







01 LEVEL 01  
1:200

Amendments		
Issue	Description	Date
A	S96 ISSUE	13/01/2017
B	S4.55 DESIGN AMDT 2 ISSUE	09/10/2019
C	ISSUED S4.55 TO CLIENT FOR SUBMISSION	17/12/2019
D	RE-SUBMIT S4.55 REDUCTION OF LOBBY 1 & 2 ROOF SIZE	20/02/2020
E	AMENDED LIFTS AND STAIRS CORE SIZE AND REDUCE ROOF SIZES	08/04/2020
F	ISSUED REVISED S4.55 TO SPMA FOR SUBMISSION	17/04/2020



Services Engineers  
**FLOTH Sustainable Building Consultants**  
Level 1, Tower 1,  
495 Victoria Avenue  
Chatswood NSW 2067  
(02)9419 4100

Civil & Structural Consulting Engineers  
**James Taylor and Associates**  
Suite 301  
115 Military Road  
Neutral Bay NSW 2089  
(02)9369 1399

Project Manager  
**SPMA**  
The Fountain, Suite 2,  
21 Fountain Street  
Alexandria NSW 2015  
(02)9319 6366

Client  
**SP 1731**  
Glenview Court,  
20 Illawong Avenue,  
Tamarama NSW2026



Group GSA Pty Ltd ABN 76 002 113 779  
Level 7, 80 William St East Sydney NSW  
Australia 2011 www.groupgsa.com  
T +612 9361 4144 F +612 9332 3458

architecture interior design urban design landscape  
nom architect M. Sheldon 3990

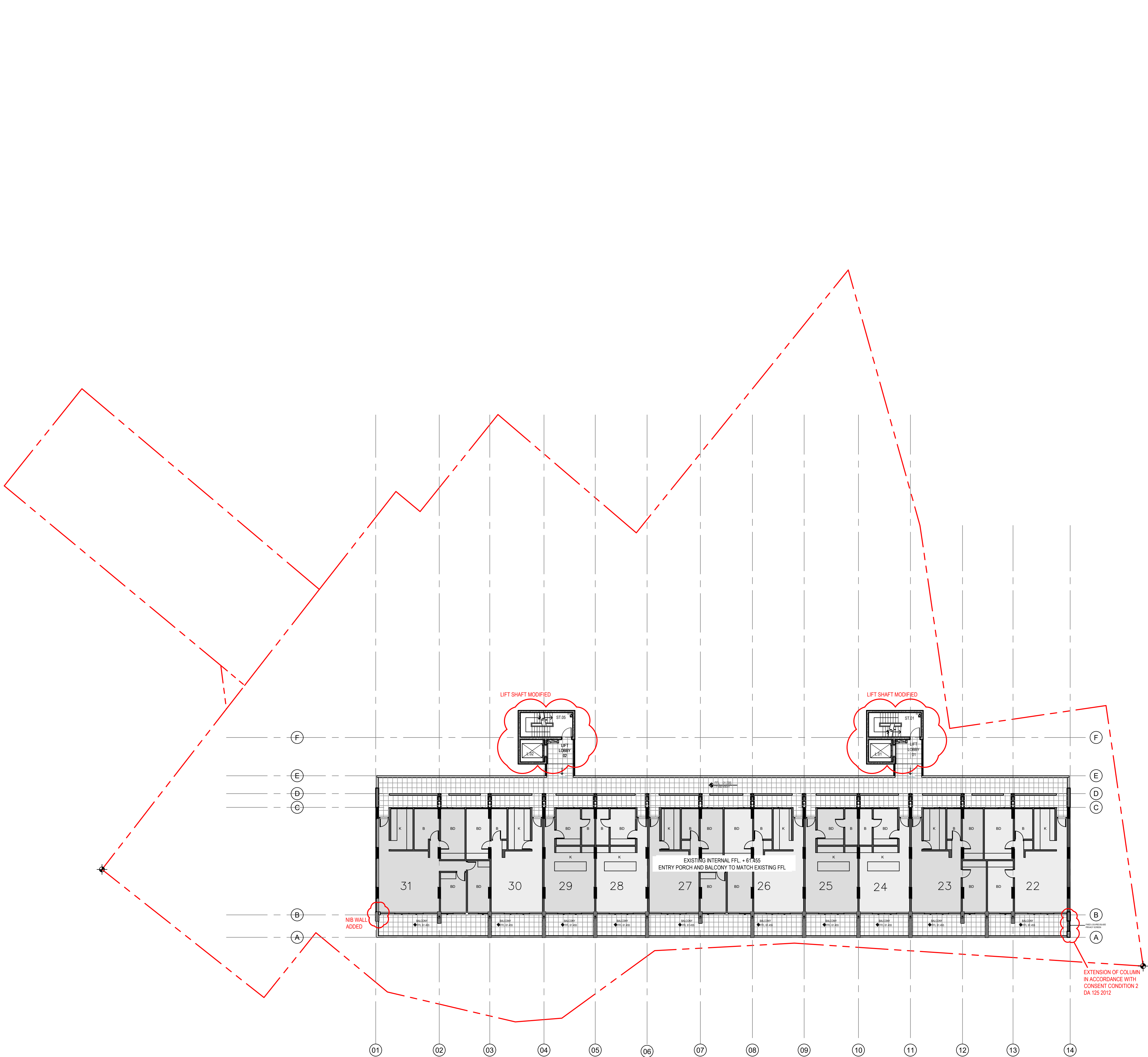
Project Title  
**20 ILLAWONG AVENUE  
TAMARAMA NSW 2026  
ALTERATIONS &  
ADDITIONS**

Drawing Title  
**LVL.01**

Scale	1:200 @A1
Drawing created (date)	05/09/2016
By	PL
Plotted and checked by	DF/SS
Verified	AH
Approved	MYX
Project No	160455
Drawing No	Issue
A2003 [DA103]	F
File	Plot Date
SFILES	SDATES

This drawing is the copyright of Group GSA Pty Ltd and may not be altered, reproduced or transmitted in any form or by any means in part or in whole without the written permission of Group GSA Pty Ltd.  
All levels and dimensions are to be checked and verified on site prior to the commencement of any work, making of shop drawings or fabrication of components.  
Do not scale drawings. Use figured Dimensions.





Amendments		
Issue	Description	Date
A	S96 ISSUE	13/01/2017
B	S4.55 DESIGN AMDT 2 ISSUE	09/10/2019
C	ISSUED S4.55 TO CLIENT FOR SUBMISSION	17/12/2019
D	AMENDED LIFTS AND STAIRS CORE SIZES	08/04/2020
E	ISSUED REVISED S4.55 TO SPMA FOR SUBMISSION	17/04/2020

GENERAL NOTES
GENERAL ITEMS
THESE DRAWINGS ARE NOT FOR CONSTRUCTION UNLESS OTHERWISE INDICATED
DO NOT SCALE OFF THESE DRAWINGS. WRITTEN DIMENSION TO TAKE PRECEDENCE OVER SCALED DIMENSIONS. BUILDER TO CHECK AND VERIFY ALL DIMENSIONS ON SITE PRIOR TO CONSTRUCTION. CONTACT ARCHITECT IF DISCREPANCIES OCCUR BETWEEN ARCHITECTURAL AND CONSULTANTS DOCUMENTS.
THIS DRAWING TO BE READ IN CONJUNCTION WITH THE FINISHES & FIXTURES, FITTINGS AND EQUIPMENT SCHEDULE.
THIS DRAWING TO BE READ IN CONJUNCTION WITH MECHANICAL, HYDRAULIC AND ELECTRICAL DESIGN DOCUMENTATION PROVIDED BY THE PROJECT ENGINEERS
FINAL COORDINATION TO OCCUR WITH SERVICES SUB-CONTRACTORS PRIOR TO COMMENCEMENT OF WORKS.



Services Engineers  
**FLOTH Sustainable Building Consultants**  
Level 1, Tower 1,  
495 Victoria Avenue  
Chatswood NSW 2067  
(02)9419 4100

Civil & Structural Consulting Engineers  
**James Taylor and Associates**  
Suite 301  
115 Military Road  
Neutral Bay NSW 2089  
(02)9369 1399

Project Manager  
**SPMA**  
The Fountain, Suite 2,  
21 Fountain Street  
Alexandria NSW 2015  
(02)9319 6366

Client  
**SP 1731**  
Glenview Court,  
20 Illawong Avenue,  
Tamarama NSW2026

**GROUP GSA**

Group GSA Pty Ltd ABN 76 002 113 779  
Level 7, 80 William St East Sydney NSW  
Australia 2011 www.groupgsa.com

T +612 9361 4144 F +612 9332 3458

architecture interior design urban design landscape  
nom architect M. Sheldon 3990

Project Title  
**20 ILLAWONG AVENUE  
TAMARAMA NSW 2026  
ALTERATIONS &  
ADDITIONS**

Drawing Title  
**LVL.02**

Scale	1:200 @A1
Drawing created (date)	05/09/2016
By	PL
Plotted and checked by	DF/SS
Verified	AH
Approved	MYX
Project No	160455
Drawing No	Issue
A2004 [DA104]	E
File	Plot Date
SFILES	SDATES

This drawing is the copyright of Group GSA Pty Ltd and may not be altered, reproduced or transmitted in any form or by any means in part or in whole without the written permission of Group GSA Pty Ltd.  
All levels and dimensions are to be checked and verified on site prior to the commencement of any work, making of shop drawings or fabrication of components.  
Do not scale drawings. Use figured Dimensions.



Amendments		
Issue	Description	Date
A	S96 ISSUE	13/01/2017
B	S4.55 DESIGN AMDT 2 ISSUE	09/10/2019
C	ISSUED S4.55 TO CLIENT FOR SUBMISSION	17/12/2019
D	AMENDED LIFTS AND STAIRS CORE SIZES	08/04/2020
E	ISSUED REVISED S4.55 TO SPMA FOR SUBMISSION	17/04/2020

GENERAL NOTES
GENERAL ITEMS
THESE DRAWINGS ARE NOT FOR CONSTRUCTION UNLESS OTHERWISE INDICATED
DO NOT SCALE OFF THESE DRAWINGS. WRITTEN DIMENSION TO TAKE PRECEDENCE OVER SCALED DIMENSIONS. BUILDER TO CHECK AND VERIFY ALL DIMENSIONS ON SITE PRIOR TO CONSTRUCTION. CONTACT ARCHITECT IF DISCREPANCIES OCCUR BETWEEN ARCHITECTURAL AND CONSULTANTS DOCUMENTS.
THIS DRAWING TO BE READ IN CONJUNCTION WITH THE FINISHES & FIXTURES, FITTINGS AND EQUIPMENT SCHEDULE.
THIS DRAWING TO BE READ IN CONJUNCTION WITH MECHANICAL, HYDRAULIC AND ELECTRICAL DESIGN DOCUMENTATION PROVIDED BY THE PROJECT ENGINEERS
FINAL COORDINATION TO OCCUR WITH SERVICES SUB-CONTRACTORS PRIOR TO COMMENCEMENT OF WORKS.



Services Engineers
FLOTH Sustainable Building Consultants Level 1, Tower 1, 495 Victoria Avenue Chatswood NSW 2067 (02)9419 4100
Civil & Structural Consulting Engineers
James Taylor and Associates Suite 301 115 Military Road Neutral Bay NSW 2089 (02)9369 1399
Project Manager
SPMA The Fountain, Suite 2, 21 Fountain Street Alexandria NSW 2015 (02)9319 6366
Client
SP 1731 Glenview Court, 20 Illawong Avenue, Tamarama NSW 2026

GROUP GSA
Group GSA Pty Ltd ABN 76 002 113 779 Level 7, 80 William St East Sydney NSW Australia 2011 www.groupgsa.com
T +612 9361 4144 F +612 9332 3458
architecture interior design urban design landscape nom architect M. Sheldon 3990

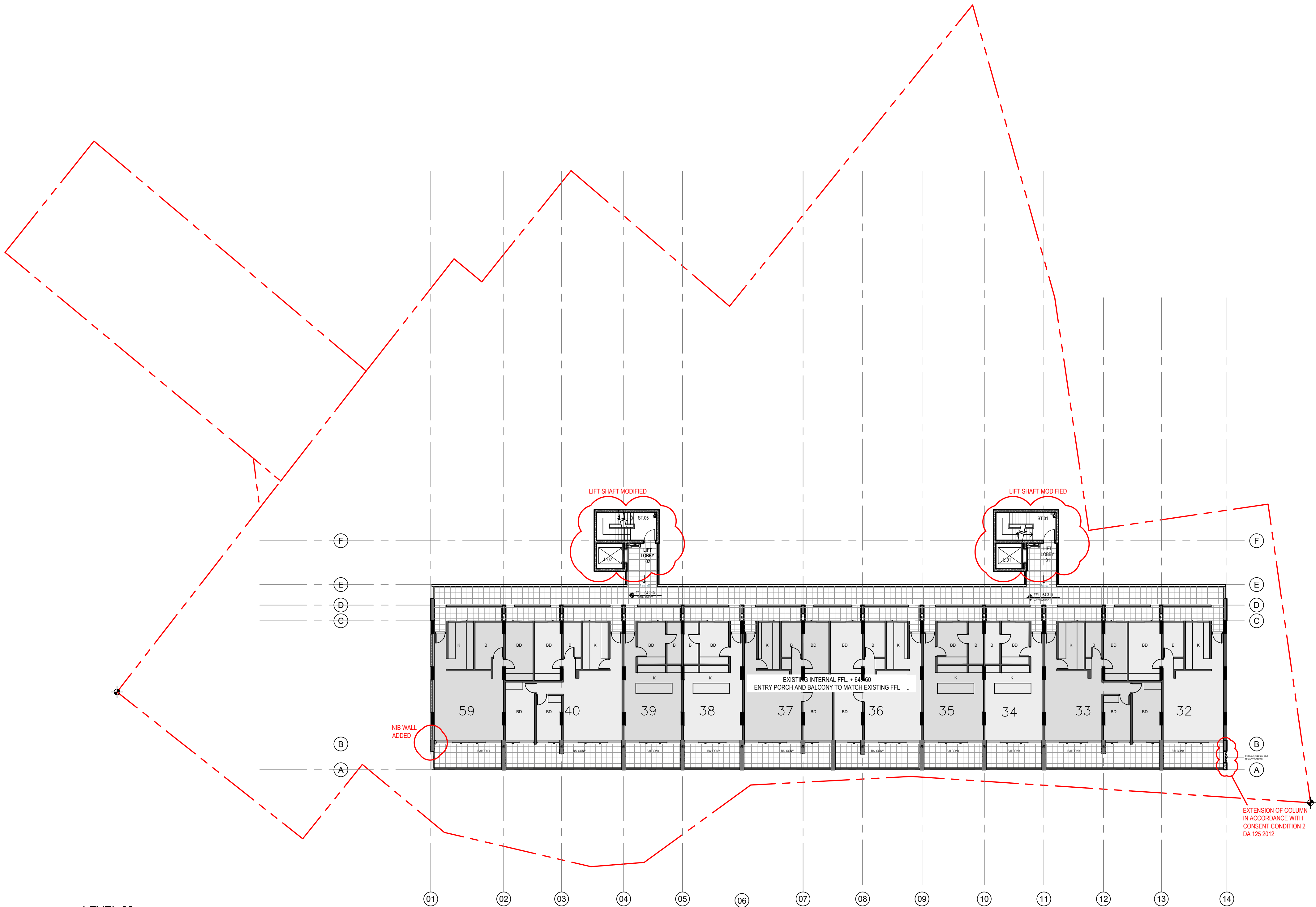
Project Title
20 ILLAWONG AVENUE TAMARAMA NSW 2026 ALTERATIONS & ADDITIONS

Drawing Title
LVL.03

Scale	1:200 @A1
Drawing created (date)	05/09/2016
By	PL
Plotted and checked by	DF/SS
Verified	AH
Approved	MYX

Project No	160455
Drawing No	Issue
A2005 [DA105]	E
File	Plot Date
SFILES	SDATES

This drawing is the copyright of Group GSA Pty Ltd and may not be altered, reproduced or transmitted in any form or by any means in part or in whole without the written permission of Group GSA Pty Ltd.  
All levels and dimensions are to be checked and verified on site prior to the commencement of any work, making of shop drawings or fabrication of components.  
Do not scale drawings. Use figured Dimensions.



01 LEVEL 03  
1:200



## GENERAL NOTES

## GENERAL ITEMS

THESE DRAWINGS ARE NOT FOR CONSTRUCTION UNLESS OTHERWISE INDICATED

DO NOT SCALE OFF THESE DRAWINGS. WRITTEN DIMENSION TO TAKE PRECEDENCE OVER SCALED DIMENSIONS. BUILDER TO CHECK AND VERIFY ALL DIMENSIONS ON SITE PRIOR TO CONSTRUCTION. CONTACT ARCHITECT IF DISCREPANCIES OCCUR BETWEEN ARCHITECTURAL AND CONSULTANTS DOCUMENTS.

THIS DRAWING TO BE READ IN CONJUNCTION WITH THE FINISHES  
& FIXTURES, FITTINGS AND EQUIPMENT SCHEDULE.

THIS DRAWING TO BE READ IN CONJUNCTION WITH MECHANICAL,  
HYDRAULIC AND ELECTRICAL DESIGN DOCUMENTATION  
PROVIDED BY THE PROJECT ENGINEERS.

FINAL COORDINATION TO OCCUR WITH SERVICES  
SUB-CONTRACTORS PRIOR TO COMMENCEMENT OF WORKS.



## Services Engineers

**FLOTH Sustainable Building Consultants**  
Level 1, Tower 1,  
495 Victoria Avenue  
Chatswood NSW 2067  
(02)9419 4100

Civil & Structural Consulting Engineers

James Taylor and Associates

Suite 301  
115 Military Road  
Neutral Bay NSW 2089  
(02) 9060 1000

Project Manager

**SPMA**  
The Fountain, Suite 2  
21 Fountain Street  
Alexandria NSW 2015  
(02) 9319 6366

Client

SP 1731  
Glenview Court,  
20 Illawong Avenue,  
Tamarama NSW2026

**GROUP USA**

Group GSA Pty Ltd ABN 76 002 113 779  
Level 7, 80 William St East Sydney NSW  
Australia 2011 [www.groupgsa.com](http://www.groupgsa.com)

T +612 9361 4144 F +612 9332 3458  
architecture interior design urban design landscape  
nom architect M. Sheldon 3990

Project Title

20 ILLAWONG AVENUE  
TAMARAMA NSW 2026  
ALTERATIONS &  
ADDITIONS

Drawing Title

LVL.04 + 05

Scale 1:200 @A1

Drawing created (date) 05/09/2016

By \_\_\_\_\_ PL \_\_\_\_\_

Plotted and checked by \_\_\_\_\_ DE/S

---

Verified
AH

Author(s)	Year
Amundson, D. L.	1996
Amundson, D. L. & Schrag, D. P.	1997
Amundson, D. L., Schrag, D. P., & Fisk, M. C.	1998
Amundson, D. L., Schrag, D. P., & Fisk, M. C.	1999
Amundson, D. L., Schrag, D. P., & Fisk, M. C.	2000
Amundson, D. L., Schrag, D. P., & Fisk, M. C.	2001
Amundson, D. L., Schrag, D. P., & Fisk, M. C.	2002
Amundson, D. L., Schrag, D. P., & Fisk, M. C.	2003
Amundson, D. L., Schrag, D. P., & Fisk, M. C.	2004
Amundson, D. L., Schrag, D. P., & Fisk, M. C.	2005
Amundson, D. L., Schrag, D. P., & Fisk, M. C.	2006
Amundson, D. L., Schrag, D. P., & Fisk, M. C.	2007
Amundson, D. L., Schrag, D. P., & Fisk, M. C.	2008
Amundson, D. L., Schrag, D. P., & Fisk, M. C.	2009
Amundson, D. L., Schrag, D. P., & Fisk, M. C.	2010
Amundson, D. L., Schrag, D. P., & Fisk, M. C.	2011
Amundson, D. L., Schrag, D. P., & Fisk, M. C.	2012
Amundson, D. L., Schrag, D. P., & Fisk, M. C.	2013
Amundson, D. L., Schrag, D. P., & Fisk, M. C.	2014
Amundson, D. L., Schrag, D. P., & Fisk, M. C.	2015
Amundson, D. L., Schrag, D. P., & Fisk, M. C.	2016
Amundson, D. L., Schrag, D. P., & Fisk, M. C.	2017
Amundson, D. L., Schrag, D. P., & Fisk, M. C.	2018
Amundson, D. L., Schrag, D. P., & Fisk, M. C.	2019
Amundson, D. L., Schrag, D. P., & Fisk, M. C.	2020
Amundson, D. L., Schrag, D. P., & Fisk, M. C.	2021
Amundson, D. L., Schrag, D. P., & Fisk, M. C.	2022
Amundson, D. L., Schrag, D. P., & Fisk, M. C.	2023
Amundson, D. L., Schrag, D. P., & Fisk, M. C.	2024
Amundson, D. L., Schrag, D. P., & Fisk, M. C.	2025

Approved	MDA
Reviewed	

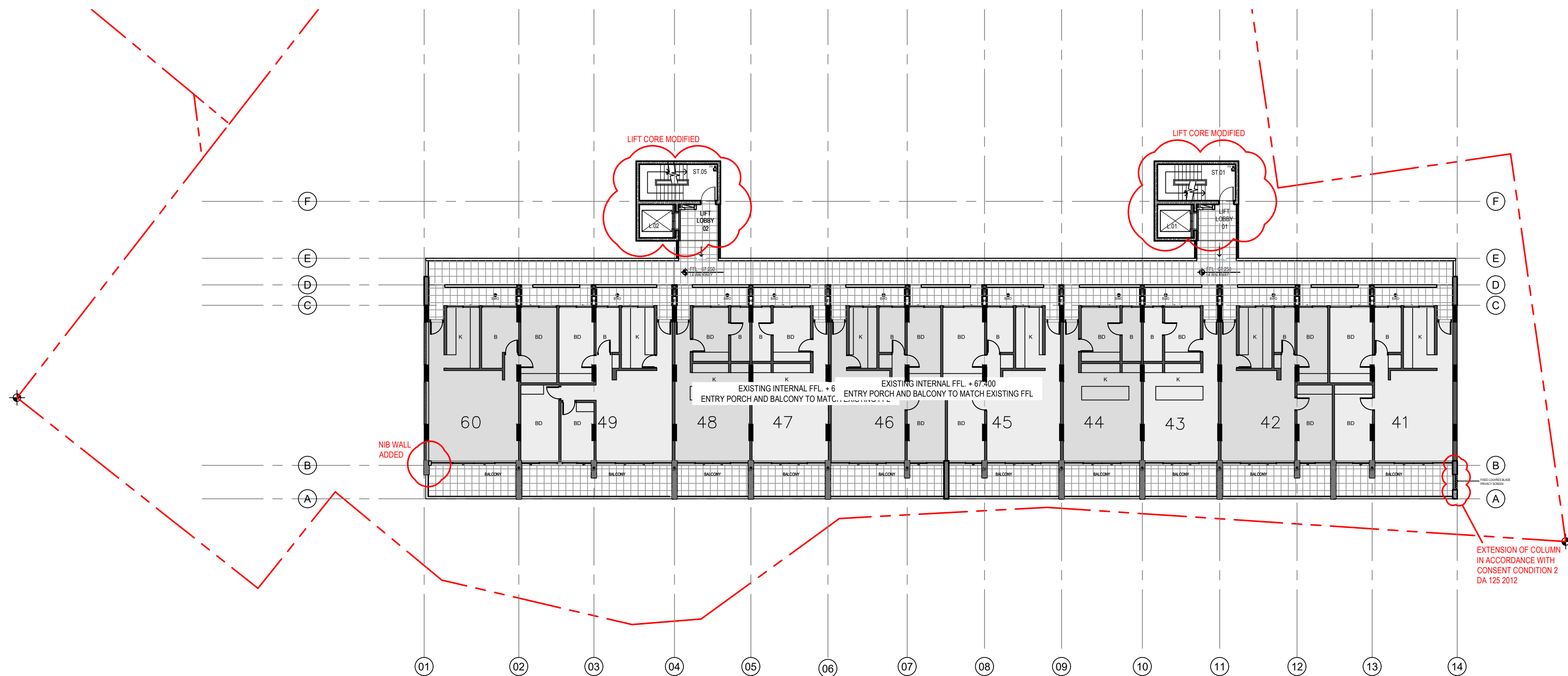
Project No  
160455

1004JJ

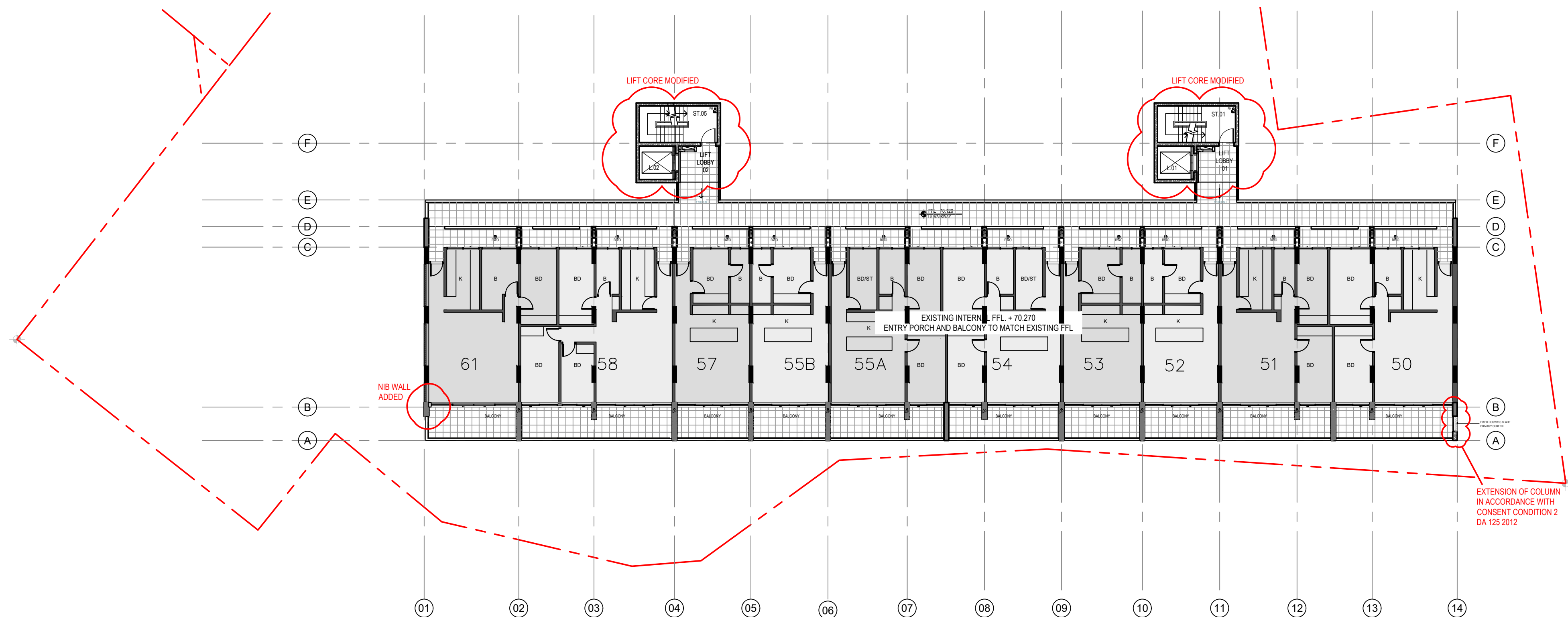
Drawing No	Issue
A2006 [DA106]	E

File	Plot Date
\$FILES\$	\$DATES\$

This drawing is the copyright of Group GSA Pty Ltd and may not be altered, reproduced or transmitted in any form or by any means in part or in whole without the written permission of Group GSA Pty Ltd.  
All levels and dimensions are to be checked and verified on site prior to the commencement of any work, making of shop drawings or fabrication of components.  
Do not scale drawings. Use figured Dimensions.



01 LEVEL 04  
1:200



02 LEVEL 05  
1:200

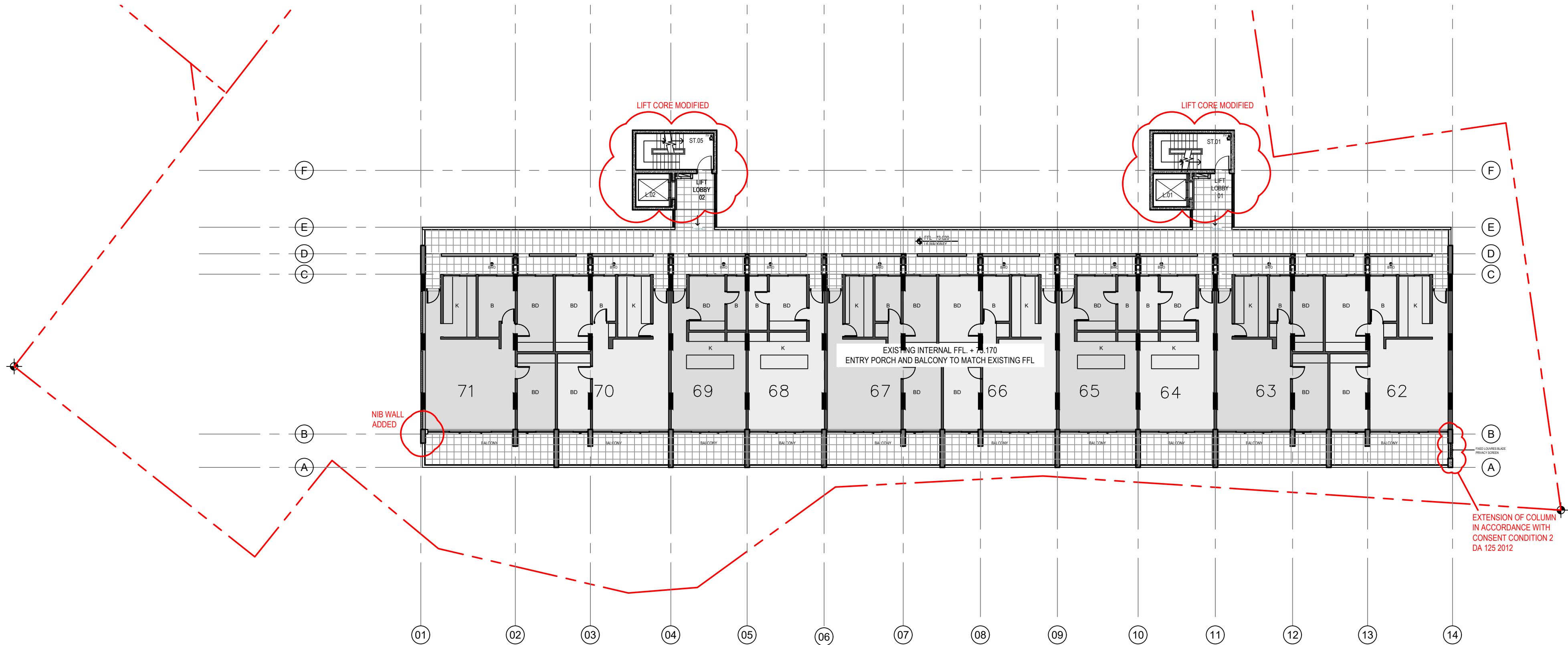


Amendments		
Issue	Description	Date
A	S96 ISSUE	13/01/2017
B	S4.55 DESIGN AMDT 2 ISSUE	09/10/2019
C	ISSUED S4.55 TO CLIENT FOR SUBMISSION	17/12/2019
D	AMENDED LIFTS AND STAIRS CORE SIZES	08/04/2020
E	ISSUED REVISED S4.55 TO SPMA FOR SUBMISSION	17/04/2020

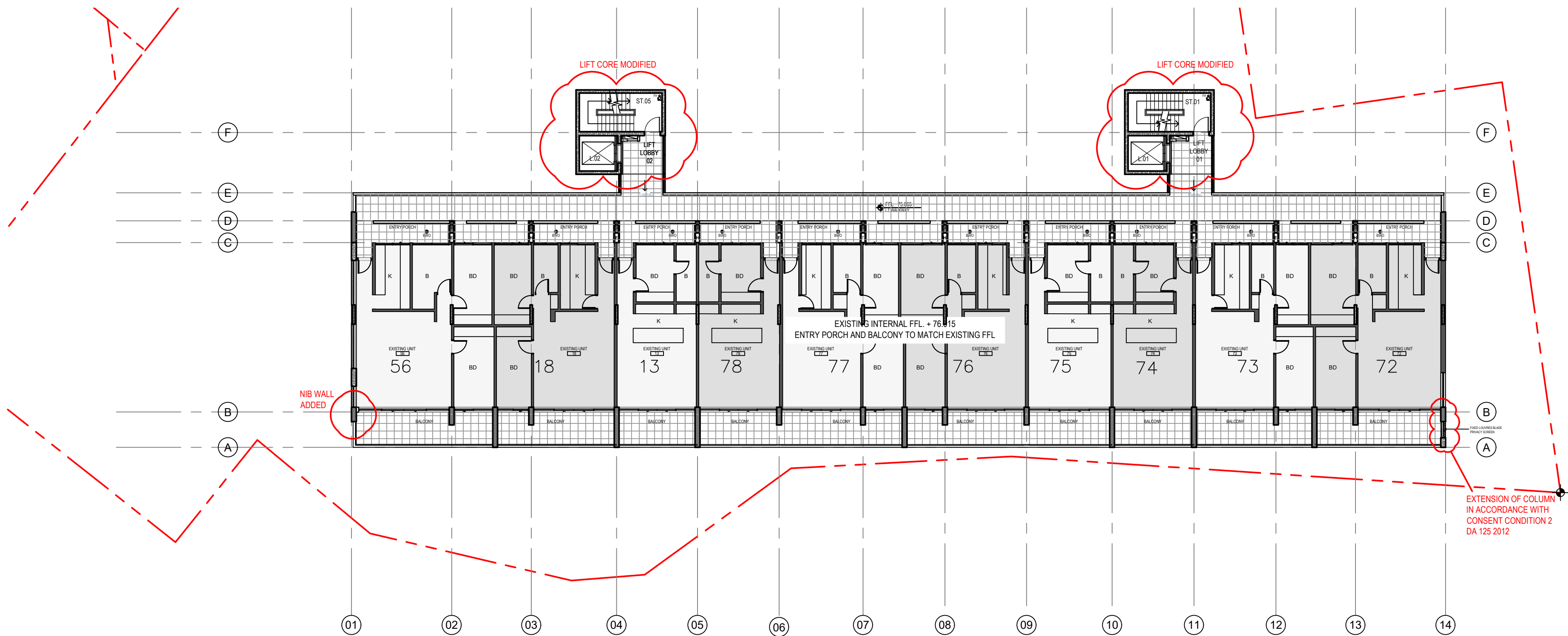
GENERAL NOTES
GENERAL ITEMS
THESE DRAWINGS ARE NOT FOR CONSTRUCTION UNLESS OTHERWISE INDICATED
DO NOT SCALE OFF THESE DRAWINGS. WRITTEN DIMENSION TO TAKE PRECEDENCE OVER SCALED DIMENSIONS. BUILDER TO CHECK AND VERIFY ALL DIMENSIONS ON SITE PRIOR TO CONSTRUCTION. CONTACT ARCHITECT IF DISCREPANCIES OCCUR BETWEEN ARCHITECTURAL AND CONSULTANTS DOCUMENTS.
THIS DRAWING TO BE READ IN CONJUNCTION WITH THE FINISHES & FIXTURES, FITTINGS AND EQUIPMENT SCHEDULE.
THIS DRAWING TO BE READ IN CONJUNCTION WITH MECHANICAL, HYDRAULIC AND ELECTRICAL DESIGN DOCUMENTATION PROVIDED BY THE PROJECT ENGINEERS.
FINAL COORDINATION TO OCCUR WITH SERVICES SUB-CONTRACTORS PRIOR TO COMMENCEMENT OF WORKS.



01 LEVEL 06  
1:200



02 LEVEL 07  
1:200



Services Engineers  
FLOTH Sustainable Building Consultants  
Level 1, Tower 1,  
495 Victoria Avenue  
Chatswood NSW 2067  
(02)9419 4100  
Civil & Structural Consulting Engineers  
James Taylor and Associates  
Suite 301  
115 Military Road  
Neutral Bay NSW 2089  
(02)9969 1999  
Project Manager  
SPMA  
The Fountain, Suite 2,  
21 Fountain Street  
Alexandria NSW 2015  
(02)9319 6366  
Client  
SP 1731  
Glenview Court,  
20 Illawong Avenue,  
Tamarama NSW 2026

GROUP GSA  
Group GSA Pty Ltd ABN 76 002 113 779  
Level 7, 80 William St East Sydney NSW  
Australia 2011 www.grouppgsa.com  
T +612 9361 4144 F +612 9332 3458  
architecture interior design urban design landscape  
nom architect M. Sheldon 3990

Project Title  
20 ILLAWONG AVENUE  
TAMARAMA NSW 2026  
ALTERATIONS &  
ADDITIONS

Drawing Title  
LVL.06 + 07

Scale	1:200 @A1
Drawing created (date)	05/09/2016
By	PL
Plotted and checked by	DF/SS
Verified	AH
Approved	MYX
Project No	160455
Drawing No	Issue
A2007 [DA107]	E
File	Plot Date
SFILES	SDATES

This drawing is the copyright of Group GSA Pty Ltd and may not be altered, reproduced or transmitted in any form or by any means in part or in whole without the written permission of Group GSA Pty Ltd. All levels and dimensions are to be checked and verified on site prior to the commencement of any work, making of shop drawings or fabrication of components. Do not scale drawings. Use figured Dimensions.



Amendments		
Issue	Description	Date
A	S96 ISSUE	13/01/2017
B	S4.55 DESIGN AMDT 2 ISSUE	09/10/2019
C	ISSUED S4.55 TO CLIENT FOR SUBMISSION	17/12/2019
D	AMENDED LIFTS AND STAIRS CORE SIZES AND UPDATE PENTHOUSE PLAN	08/04/2020
E	ISSUED REVISED S4.55 TO SPMA FOR SUBMISSION	17/04/2020

## GENERAL NOTES

### GENERAL ITEMS

THESE DRAWINGS ARE NOT FOR CONSTRUCTION UNLESS OTHERWISE INDICATED.

DO NOT SCALE OFF THESE DRAWINGS. WRITTEN DIMENSION TO TAKE PRECEDENCE OVER SCALED DIMENSIONS. BUILDER TO CHECK AND VERIFY ALL DIMENSIONS ON SITE PRIOR TO CONSTRUCTION. CONTACT ARCHITECT IF DISCREPANCIES OCCUR BETWEEN ARCHITECTURAL AND CONSULTANTS DOCUMENTS.

THIS DRAWING TO BE READ IN CONJUNCTION WITH THE FINISHES & FIXTURES, FITTINGS AND EQUIPMENT SCHEDULE.

THIS DRAWING TO BE READ IN CONJUNCTION WITH MECHANICAL, HYDRAULIC AND ELECTRICAL DESIGN DOCUMENTATION PROVIDED BY THE PROJECT ENGINEERS.

FINAL COORDINATION TO OCCUR WITH SERVICES SUB-CONTRACTORS PRIOR TO COMMENCEMENT OF WORKS.



Services Engineers  
**FLOTH Sustainable Building Consultants**  
Level 1, Tower 1,  
495 Victoria Avenue  
Chatswood NSW 2067  
(02)9419 4100

Civil & Structural Consulting Engineers  
**James Taylor and Associates**  
Suite 301,  
115 Military Road  
Neutral Bay NSW 2089  
(02)939 69 13 99

Project Manager  
**SPMA**  
The Fountain, Suite 2,  
21 Fountain Street  
Alexandria NSW 2015  
(02)9319 6366

Client  
**SP 1731**  
Glenview Court,  
20 Illawong Avenue,  
Tamarama NSW 2026

**GROUP GSA**

Group GSA Pty Ltd ABN 76 002 113 779  
Level 7, 80 William St East Sydney NSW  
Australia 2011 www.groupgsa.com

T +612 9361 4144 F +612 9332 3458

architecture interior design urban design landscape  
nom architect M. Sheldon 3990

Project Title  
**20 ILLAWONG AVENUE  
TAMARAMA NSW 2026  
ALTERATIONS &  
ADDITIONS**

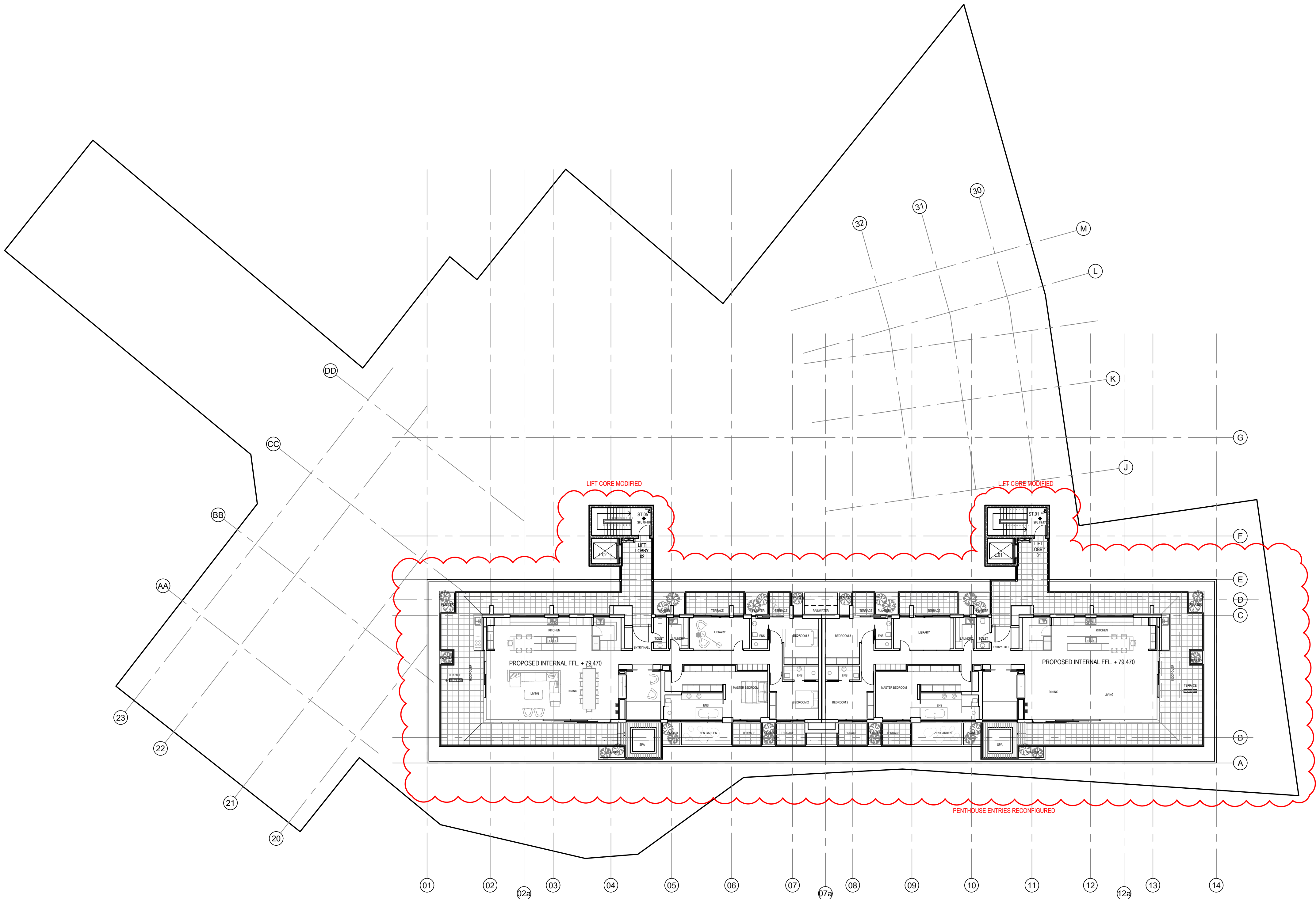
Drawing Title  
**LVL.08**

Scale	1:200 @A1
Drawing created (date)	05/09/2016
By	PL
Plotted and checked by	DF/SS
Verified	AH
Approved	MYX
Project No	160455
Drawing No	Issue
A2008 [DA108]	E
File	Plot Date
SFILES	SDATES

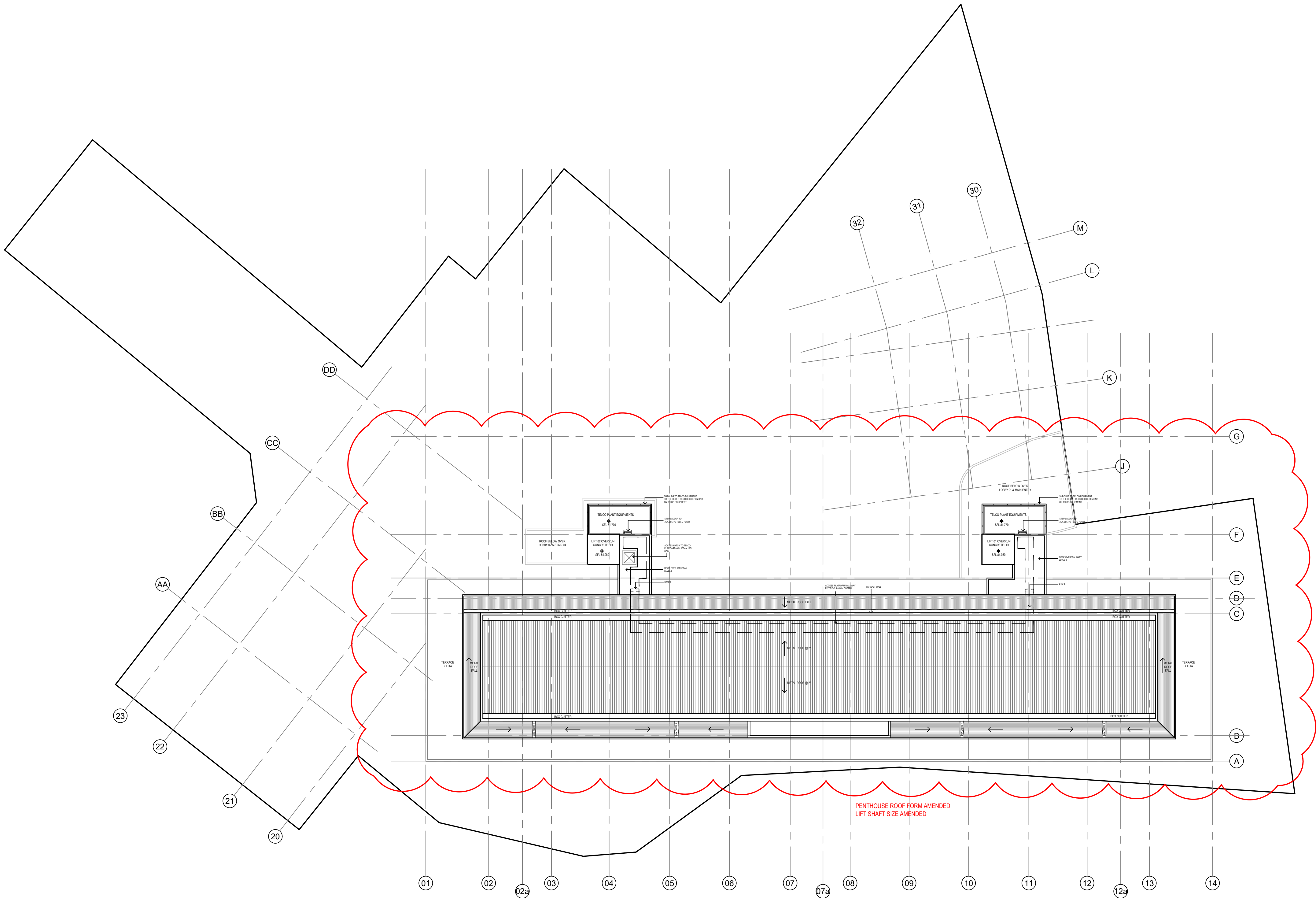
This drawing is the copyright of Group GSA Pty Ltd and may not be altered, reproduced or transmitted in any form or by any means in part or in whole without the written permission of Group GSA Pty Ltd.

All levels and dimensions are to be checked and verified on site prior to the commencement of any work, making of shop drawings or fabrication of components.

Do not scale drawings. Use figured Dimensions.







01 ROOF PLAN  
1:200

Amendments		
Issue	Description	Date
A	S96 ISSUE	13/01/2017
B	S4.55 DESIGN AMDT 2 ISSUE	09/10/2019
C	ISSUED S4.55 TO CLIENT FOR SUBMISSION	17/12/2019
D	RE-SUBMIT S4.55 REDUCTION OF LOBBY 1 & 2 ROOF SIZES	20/02/2020
E	AMENDED LIFTS, STAIRS CORE SIZES AND PENTHOUSE ROOF FORM	08/04/2020
F	ISSUED REVISED S4.55 TO SPMA FOR SUBMISSION	17/04/2020
G	RE-ISSUED S4.55 TO SPMA FOR SUBMISSION	17/04/2020

GENERAL NOTES
GENERAL ITEMS
THESE DRAWINGS ARE NOT FOR CONSTRUCTION UNLESS OTHERWISE INDICATED
DO NOT SCALE OFF THESE DRAWINGS. WRITTEN DIMENSION TO TAKE PRECEDENCE OVER SCALED DIMENSIONS. BUILDER TO CHECK AND VERIFY ALL DIMENSIONS ON SITE PRIOR TO CONSTRUCTION. CONTACT ARCHITECT IF DISCREPANCIES OCCUR BETWEEN ARCHITECTURAL AND CONSULTANTS DOCUMENTS.
THIS DRAWING TO BE READ IN CONJUNCTION WITH THE FINISHES & FIXTURES, FITTINGS AND EQUIPMENT SCHEDULE.
THIS DRAWING TO BE READ IN CONJUNCTION WITH MECHANICAL, HYDRAULIC AND ELECTRICAL DESIGN DOCUMENTATION PROVIDED BY THE PROJECT ENGINEERS
FINAL COORDINATION TO OCCUR WITH SERVICES SUB-CONTRACTORS PRIOR TO COMMENCEMENT OF WORKS.



Services Engineers
FLOTH Sustainable Building Consultants Level 1, Tower 1, 495 Victoria Avenue Chatswood NSW 2067 (02)9419 4100
Civil & Structural Consulting Engineers
James Taylor and Associates Suite 301 115 Military Road Neutral Bay NSW 2089 (02)9369 1399
Project Manager
SPMA The Fountain, Suite 2, 21 Fountain Street Alexandria NSW 2015 (02)9319 6366
Client
SP 1731 Glenview Court, 20 Illawong Avenue, Tamarama NSW2026

GROUP GSA
Group GSA Pty Ltd ABN 76 002 113 779 Level 7, 80 William St East Sydney NSW Australia 2011 www.groupgsa.com
T +612 9361 4144 F +612 9332 3458
architecture interior design urban design landscape nom architect M. Sheldon 3990

Project Title
20 ILLAWONG AVENUE TAMARAMA NSW 2026 ALTERATIONS & ADDITIONS

Drawing Title
LVL.08 ROOF PLAN

Scale	1:200 @A1
Drawing created (date)	05/09/2016
By	PL
Plotted and checked by	DF/SS
Verified	AH
Approved	MYX
Project No	160455
Drawing No	A2009 [DA109]
Issue	G
File	Plot Date
SFILES	SDATES

This drawing is the copyright of Group GSA Pty Ltd and may not be altered, reproduced or transmitted in any form or by any means in part or in whole without the written permission of Group GSA Pty Ltd. All levels and dimensions are to be checked and verified on site prior to the commencement of any work, making of shop drawings or fabrication of components. Do not scale drawings. Use figured Dimensions.



[illegible]

**GROUP GSA**

Group GSA Pty Ltd ABN 76 002 113 779  
Level 7, 80 William St East Sydney NSW  
Australia 2011 [www.groupgsa.com](http://www.groupgsa.com)

T +612 9361 4144 F +612 9332 3458

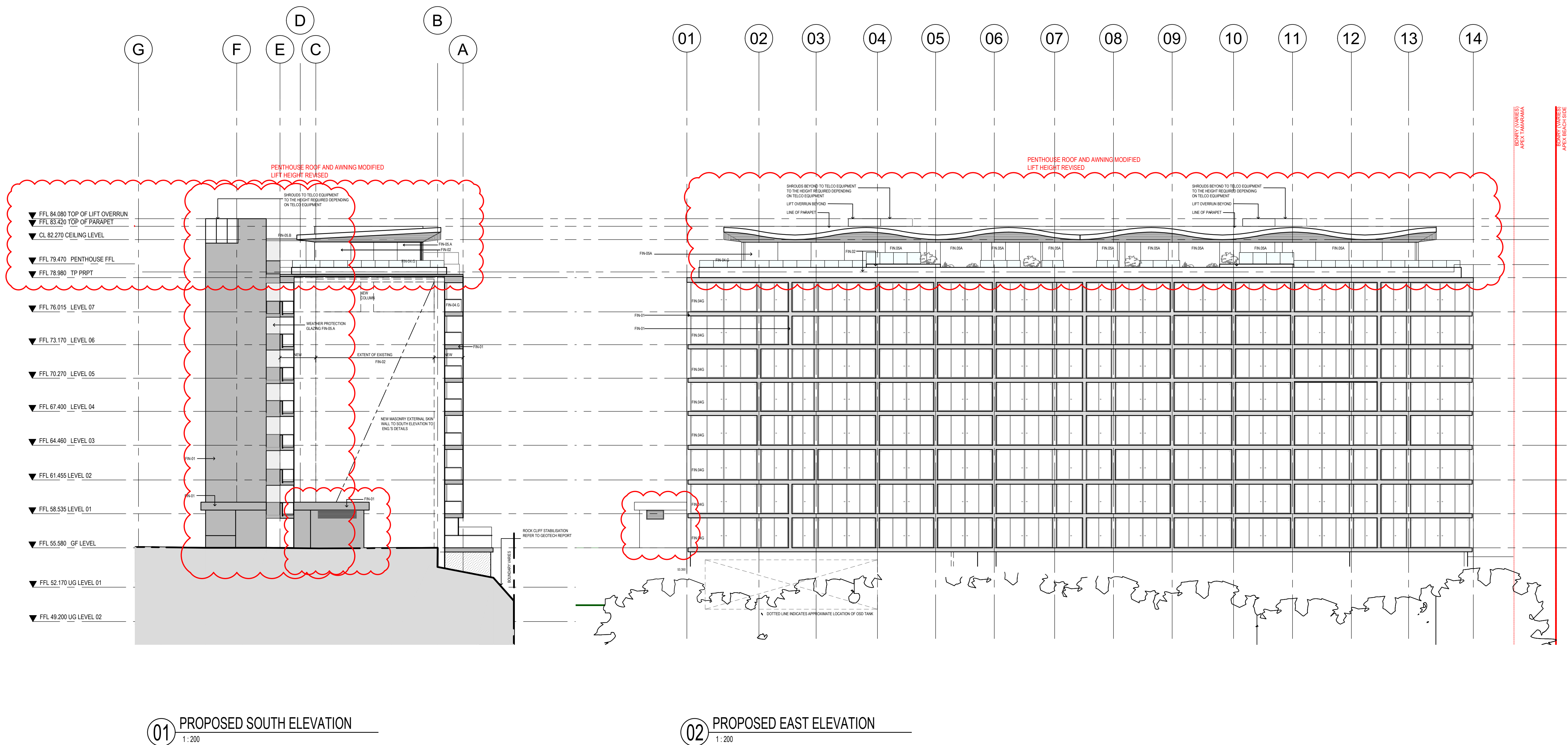
architecture interior design urban design landscape  
no architect M. Sheldon 3990

Drawing Title

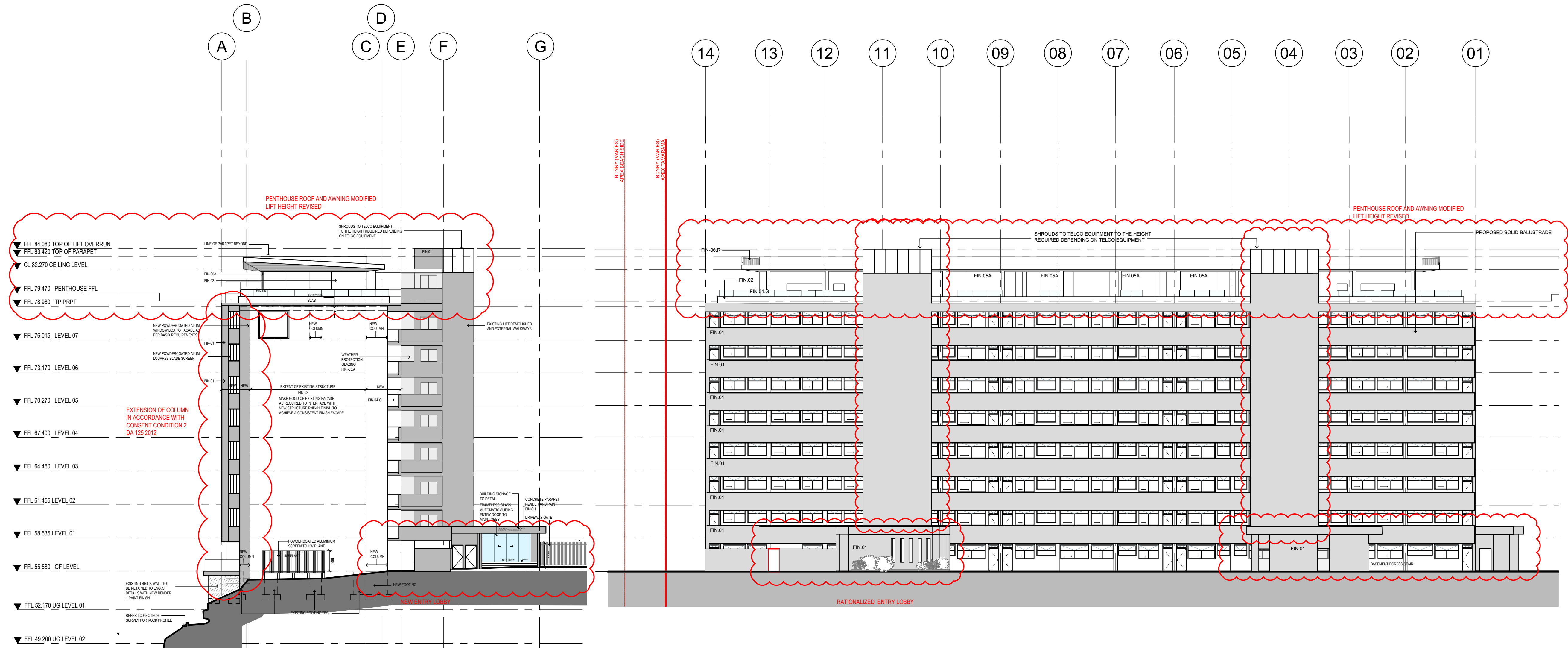
---

PROPOSED ELEVATIONS

This drawing is the copyright of Group GSA Pty Ltd and may not be altered, reproduced or transmitted in any form or by any means in part or in whole without the written permission of Group GSA Pty Ltd.  
All levels and dimensions are to be checked and verified on site prior to the commencement of any work, making of shop drawings or fabrication of components.  
Do not scale drawings. Use figured Dimensions.







01 PROPOSED NORTH ELEVATION  
1:200

02 PROPOSED WEST ELEVATION  
1:200

Amendments		
Issue	Description	Date
A	S96 ISSUE	13/01/2017
B	S4.55 DESIGN AMDT 2 ISSUE	09/10/2019
C	ISSUED S4.55 TO CLIENT FOR SUBMISSION	17/12/2019
D	RE-SUBMIT S4.55 REDUCTION OF LOBBY 1 & 2 ROOF SIZES	20/02/2020
E	AMENDED MAIN ENTRY LOBBY, STAIR 03 MECH RISER AND PENTHOUSE ROOF FORM	08/04/2020
F	ISSUED REVISED S4.55 TO SPMA FOR SUBMISSION	17/04/2020
G	RE-ISSUED S4.55 TO SPMA FOR SUBMISSION	17/04/2020
H	MAIN ENTRY LOBBY OPEN SLOTS ADDED RE-ISSUED S4.55 TO SPMA FOR SUBMISSION	22/04/2020

GENERAL NOTES	
GENERAL ITEMS	
THESE DRAWINGS ARE NOT FOR CONSTRUCTION UNLESS OTHERWISE NOTED	
DO NOT SCALE OFF THESE DRAWINGS. ANY DIMENSIONS SHOWN TO THIS REQUIREMENT AND DIMENSIONS SHOWN ON THE CONSTRUCTION CONTRACT SHALL BE USED. IF DIMENSIONS OCCUR BETWEEN DIMENSIONS AND CONSTRUCTION	
THIS DRAWING TO BE READ IN CONJUNCTION WITH THE FINISHES & MATERIALS SPECIFICATION AND EQUIPMENT SCHEDULE	
THIS DRAWING TO BE READ IN CONJUNCTION WITH THE FINISHES & MATERIALS SPECIFICATION AND EQUIPMENT SCHEDULE PROVIDED BY THE PROJECT ENGINEER	
FINISHES TO BE READ IN CONJUNCTION WITH THE FINISHES & MATERIALS SPECIFICATION AND EQUIPMENT SCHEDULE PROVIDED BY THE PROJECT ENGINEER	

FINISHES LEGEND	
CODE	DESCRIPTION
FIN.01	PAINTED CONCRETE, RENDERED AND PAINTED FINISH
FIN.02	CONCRETE, RENDERED AND PAINTED FINISH
FIN.03	PAINTED CONCRETE, RENDERED AND PAINTED FINISH
FIN.04	PAINTED CONCRETE, RENDERED AND PAINTED FINISH
FIN.05	PAINTED CONCRETE, RENDERED AND PAINTED FINISH
FIN.06	PAINTED CONCRETE, RENDERED AND PAINTED FINISH
FIN.07	PAINTED CONCRETE, RENDERED AND PAINTED FINISH
FIN.08	PAINTED CONCRETE, RENDERED AND PAINTED FINISH
FIN.09	PAINTED CONCRETE, RENDERED AND PAINTED FINISH
FIN.10	PAINTED CONCRETE, RENDERED AND PAINTED FINISH
FIN.11	PAINTED CONCRETE, RENDERED AND PAINTED FINISH
FIN.12	PAINTED CONCRETE, RENDERED AND PAINTED FINISH
FIN.13	PAINTED CONCRETE, RENDERED AND PAINTED FINISH
FIN.14	PAINTED CONCRETE, RENDERED AND PAINTED FINISH
FIN.15	PAINTED CONCRETE, RENDERED AND PAINTED FINISH
FIN.16	PAINTED CONCRETE, RENDERED AND PAINTED FINISH
FIN.17	PAINTED CONCRETE, RENDERED AND PAINTED FINISH
FIN.18	PAINTED CONCRETE, RENDERED AND PAINTED FINISH
FIN.19	PAINTED CONCRETE, RENDERED AND PAINTED FINISH
FIN.20	PAINTED CONCRETE, RENDERED AND PAINTED FINISH

Services Engineers  
FLOTH Sustainable Building Consultants  
Level 1, Tower 1,  
495 Victoria Avenue  
Chatswood NSW 2067  
(02)9419 4100  
Civil & Structural Consulting Engineers  
James Taylor and Associates  
Suite 301,  
115 Military Road  
Neutral Bay NSW 2089  
(02)9369 1989  
Project Manager  
SPMA  
The Fountain, Suite 2,  
21 Fountain Street  
Alexandria NSW 2015  
(02)9319 6366  
Client  
SP 1731  
Glenview Court,  
20 Illawong Avenue,  
Tamarama NSW 2026

GROUP GSA  
Group GSA Pty Ltd ABN 76 002 113 779  
Level 7, 80 William St East Sydney NSW  
Australia 2011 www.groupgsa.com  
T +612 9361 4144 F +612 9332 3458  
architecture interior design urban design landscape  
nom architect M. Sheldon 3990

Project Title  
20 ILLAWONG AVENUE  
TAMARAMA NSW 2026  
ALTERATIONS &  
ADDITIONS  
Drawing Title  
PROPOSED ELEVATIONS

Scale 1:200 @A1  
Drawing created (date) 05/09/2016  
By PL  
Plotted and checked by DF/SS  
Verified AH  
Approved MYX  
Project No 160455  
Drawing No Issue  
A3003 [DA203] H  
File Plot Date  
SFILES SDATES

This drawing is the copyright of Group GSA Pty Ltd and may not be altered, reproduced or transmitted in any form or by any means in part or in whole without the written permission of Group GSA Pty Ltd. All levels and dimensions are to be checked and verified on site prior to the commencement of any work, making of shop drawings or fabrication of components. Do not scale drawings. Use figured Dimensions.



Amendments		
Issue	Description	Date
A	S4.55 DESIGN AMDT 2 ISSUE	09/10/2019
B	ISSUED S4.55 TO CLIENT FOR SUBMISSION	17/12/2019
C	UPDATE LIFTS OVERRUN	08/04/2020
D	UPDATE PENTHOUSE LAYOUT, ROOF AND AWNING FORM ISSUED REVISED S4.55 TO SPMA FOR SUBMISSION	17/04/2020
E	RE-ISSUED S4.55 TO SPMA FOR SUBMISSION	17/04/2020

Services Engineers  
**FLOTH Sustainable Building Consultants**  
Level 1, Tower 1,  
495 Victoria Avenue  
Chatswood NSW 2067  
(02)9419 4100  
**Civil & Structural Consulting Engineers**  
**James Taylor and Associates**  
Suite 301,  
115 Military Road  
Neutral Bay NSW 2089  
(02)9369 1399  
**Project Manager**  
**SPMA**  
The Fountain, Suite 2,  
21 Fountain Street  
Alexandria NSW 2015  
(02)9319 6366  
**Client**  
**SP 1731**  
Glenview Court,  
20 Illawong Avenue,  
Tamarama NSW2026

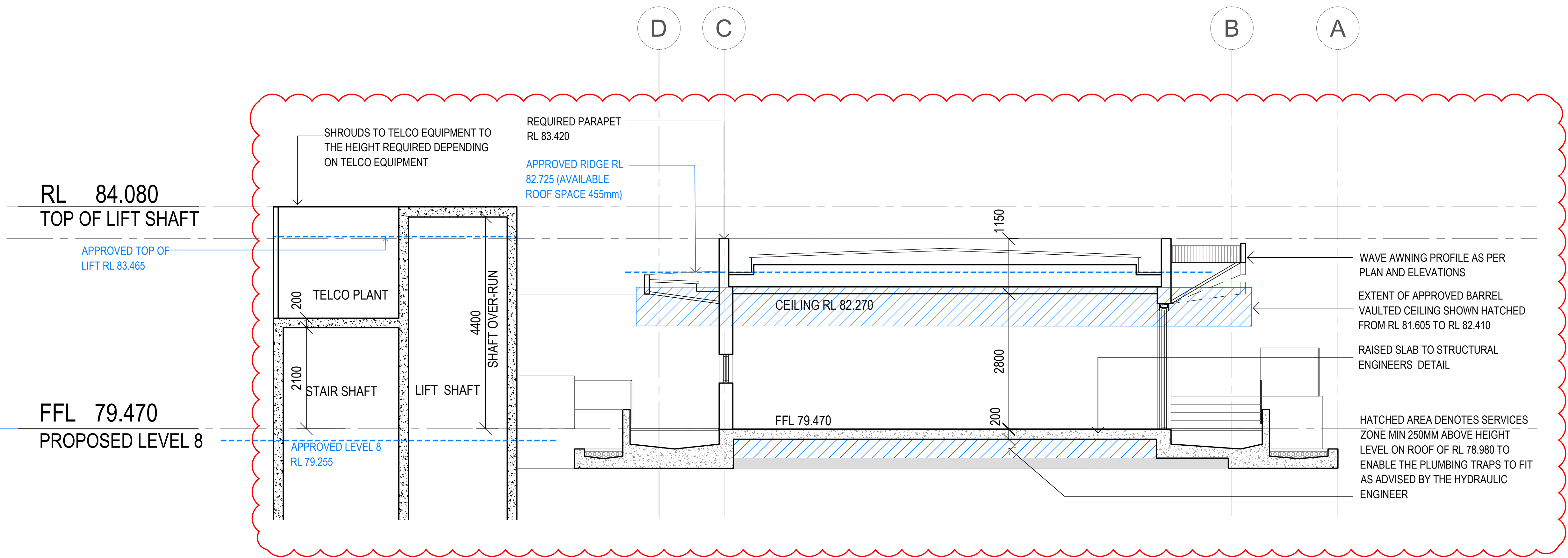
**GROUP GSA**  
Group GSA Pty Ltd ABN 76 002 113 779  
Level 7, 80 William St East Sydney NSW  
Australia 2011 www.groupgsa.com  
T +612 9361 4144 F +612 9332 3458  
architecture interior design urban design landscape  
nom architect M. Sheldon 3990

**Project Title**  
**20 ILLAWONG AVENUE  
TAMARAMA NSW 2026  
ALTERATIONS &  
ADDITIONS**

**Drawing Title**  
**PROPOSED SECTION**

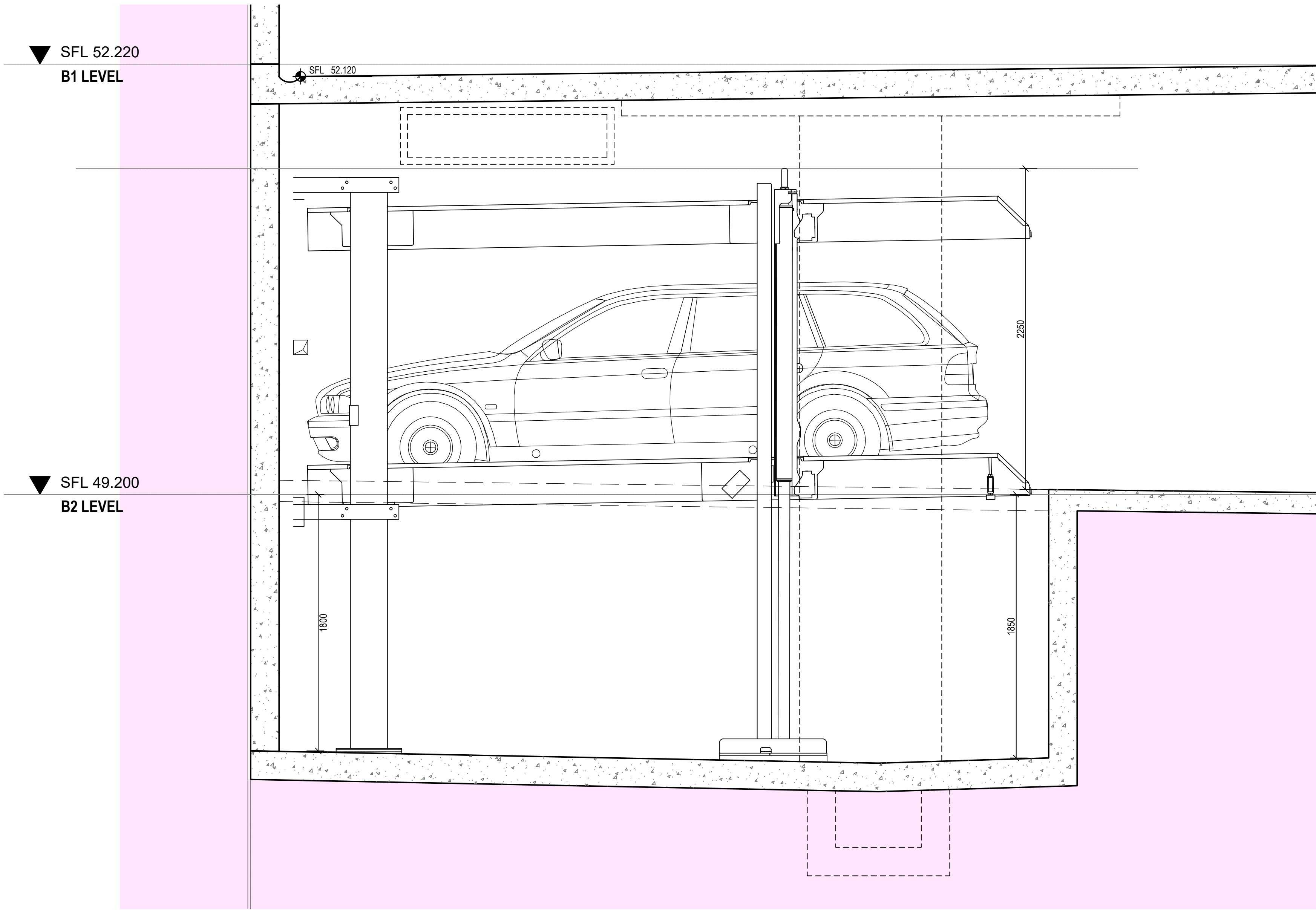
Scale	1:200 @A1
Drawing created (date)	05/09/2016
By	PL
Plotted and checked by	DF
Verified	AH
Approved	DF
Project No	160455
Drawing No	Issue
A3105[DA305]	E
File	Plot Date
SFILES	SDATES

This drawing is the copyright of Group GSA Pty Ltd and may not be altered, reproduced or transmitted in any form or by any means in part or in whole without the written permission of Group GSA Pty Ltd.  
All levels and dimensions are to be checked and verified on site prior to the commencement of any work, making of shop drawings or fabrication of components.  
Do not scale drawings. Use figured Dimensions.



**01 SECTION PENTHOUSE**  
1:200





01 PROPOSED CAR STACKER SECTION  
1:20

Amendments		
Issue	Description	Date
A	S4.55 CAR STACKER SECTION	20/02/2020
B	DRAWING ADDED	
B	RE-ISSUE DRAWING	08/04/2020
C	RE-ISSUED S4.55 TO SPMA FOR SUBMISSION	17/04/2020

Services Engineers  
FLOTH Sustainable Building Consultants  
Level 1, Tower 1,  
395 Victoria Avenue  
Chatswood NSW 2067  
(02)9419 4100  
Civil & Structural Consulting Engineers  
James Taylor and Associates  
Suite 301  
115 Military Road  
Neutral Bay NSW 2089  
(02)9969 1999  
Project Manager  
SPMA  
The Fountain, Suite 2,  
21 Fountain Street  
Alexandria NSW 2015  
(02)9319 6366  
Client  
SP 1731  
Glenview Court,  
20 Illawong Avenue,  
Tamarama NSW2026

GROUP GSA  
Group GSA Pty Ltd ABN 76 002 113 779  
Level 7, 80 William St East Sydney NSW  
Australia 2011 www.groupgsa.com  
T +612 9361 4144 F +612 9332 3458  
architecture interior design urban design landscape  
nom architect M. Sheldon 3990

Project Title  
20 ILLAWONG AVENUE  
TAMARAMA NSW 2026  
ALTERATIONS &  
ADDITIONS

Drawing Title  
PROPOSED CAR STACKER  
SECTION

Scale	1:20 @A1
Drawing created (date)	20/02/2020
By	PL
Plotted and checked by	DF
Verified	AH
Approved	DF
Project No	160455
Drawing No	Issue
A3106[DA306]	C
File	Plot Date
SFILES	SDATES

This drawing is the copyright of Group GSA Pty Ltd and may not be altered, reproduced or transmitted in any form or by any means in part or in whole without the written permission of Group GSA Pty Ltd.  
All levels and dimensions are to be checked and verified on site prior to the commencement of any work, making of shop drawings or fabrication of components.  
Do not scale drawings. Use figured Dimensions.